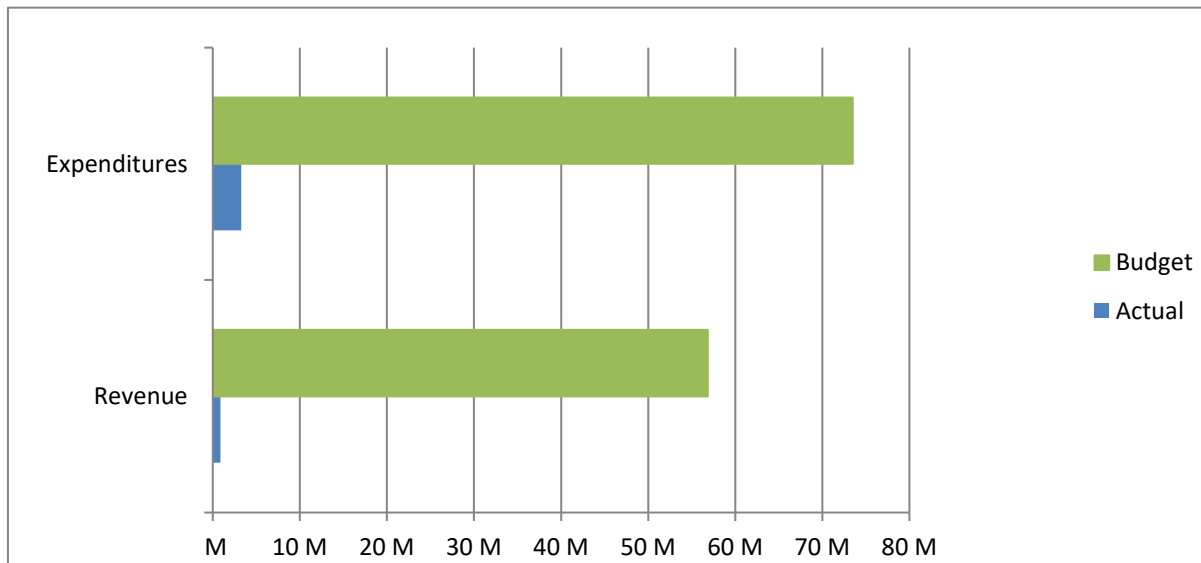


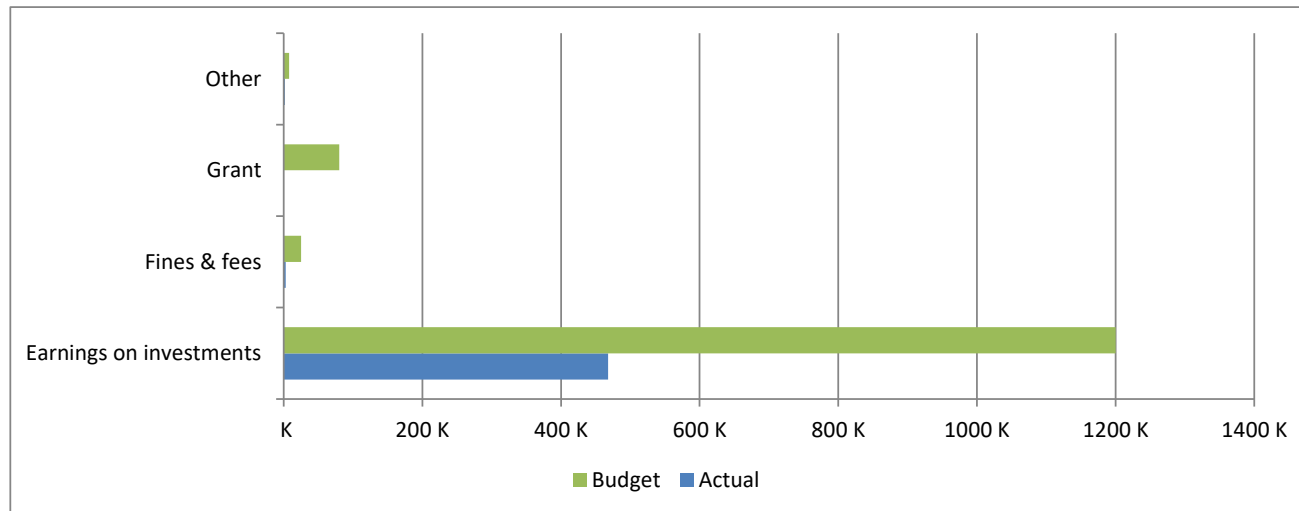
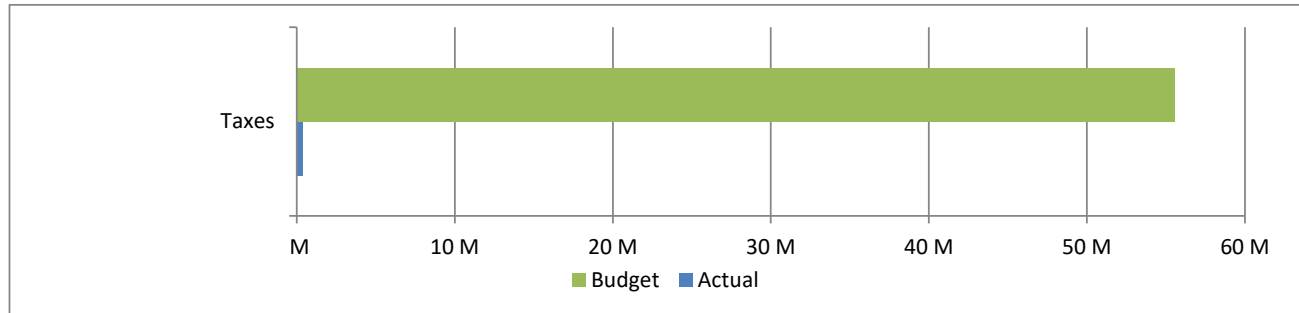
High Plains Library District
Net Income (Loss) Actual vs Budget
For the Period Ended January 31, 2025
8.3% of budget year elapsed

Income (Loss)	Year To Date Actual	Annual Budget	Variance	% of Actual to Annual Budget
Revenue	880,650	56,841,039	(55,960,389)	1.55%
Expenditures	3,284,891	73,496,492	70,211,601	4.47%
Total	<u>(2,404,241)</u>	<u>(16,655,453)</u>	<u>14,251,212</u>	

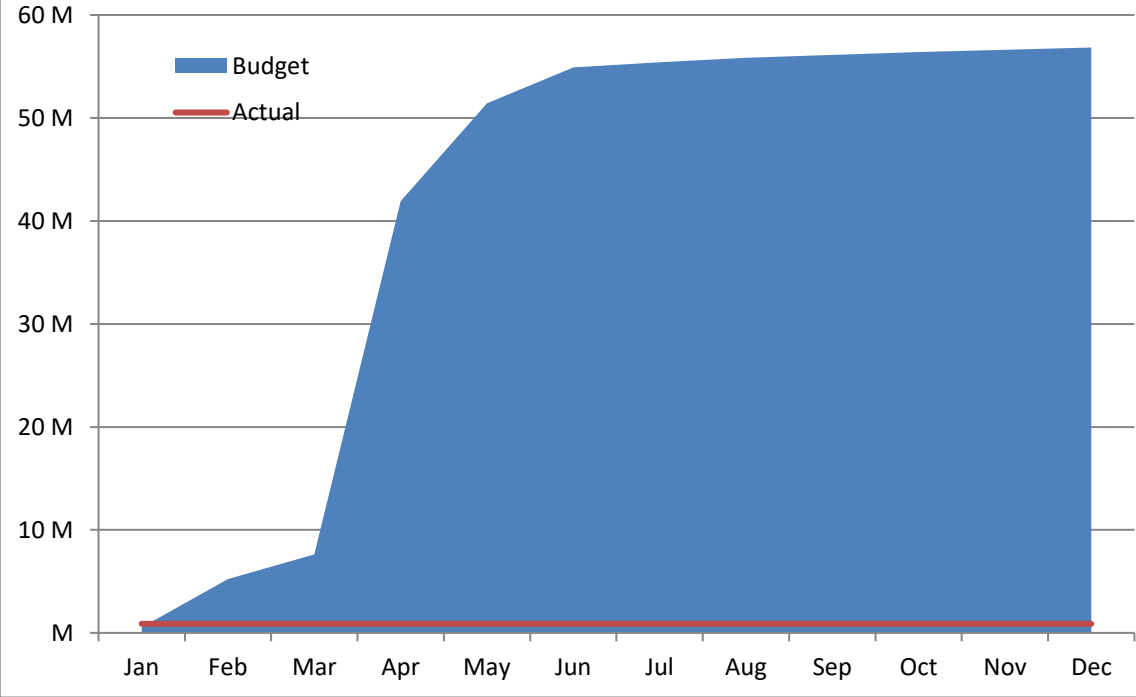


High Plains Library District
Net Income (Loss) Actual vs Budget
For the Period Ended January 31, 2025
8.3% of budget year elapsed

Revenues	Year To Date Actual	Annual Budget	Variance	% of Actual to Annual Budget
Taxes	408,110	55,528,098	(55,119,988)	0.73%
Earnings on investments	468,032	1,200,000	(731,968)	39.00%
Fines & fees	3,023	25,000	(21,977)	12.09%
Grant	-	79,941	(79,941)	0.00%
Other	1,485	8,000	(6,515)	18.56%
Total	880,650	56,841,039	(55,960,389)	1.55%



Accumulated Revenues



High Plains Library District
Net Income (Loss) Actual vs Budget
For the Period Ended January 31, 2025
8.3% of budget year elapsed

Expenditures	Year To Date Actual	Annual Budget	Variance	% of Actual to Annual Budget
S & W / Benefits	1,542,795	20,694,096	19,151,301	7.46%
Operations	1,357,653	10,354,235	8,996,582	13.11%
Capital outlay	322,454	30,706,444	30,383,990	1.05%
Debt service	-	-	-	
Member tax distribution	61,989	11,741,717	11,679,728	0.53%
Total	3,284,891	73,496,492	70,211,601	4.47%

