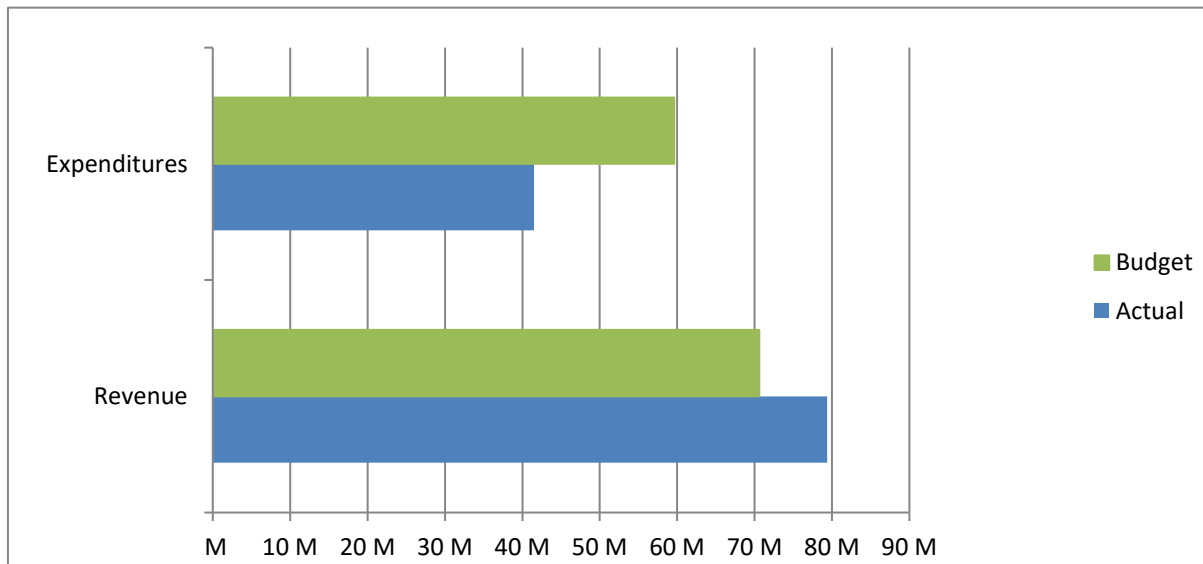


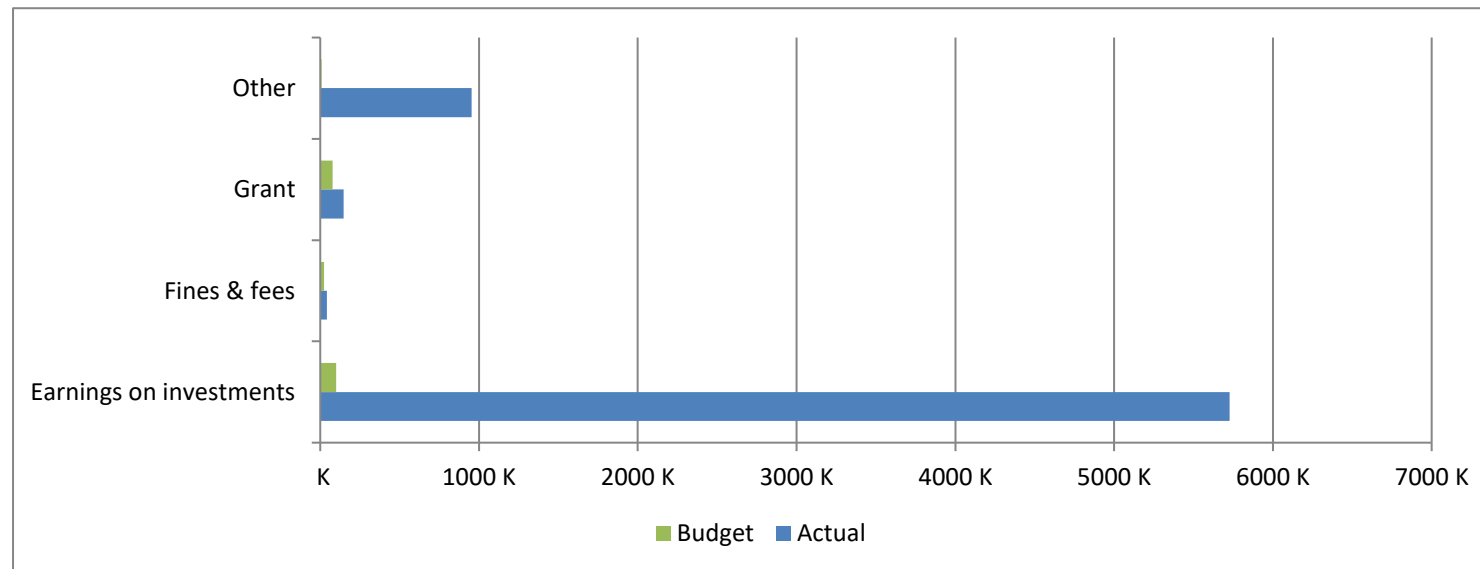
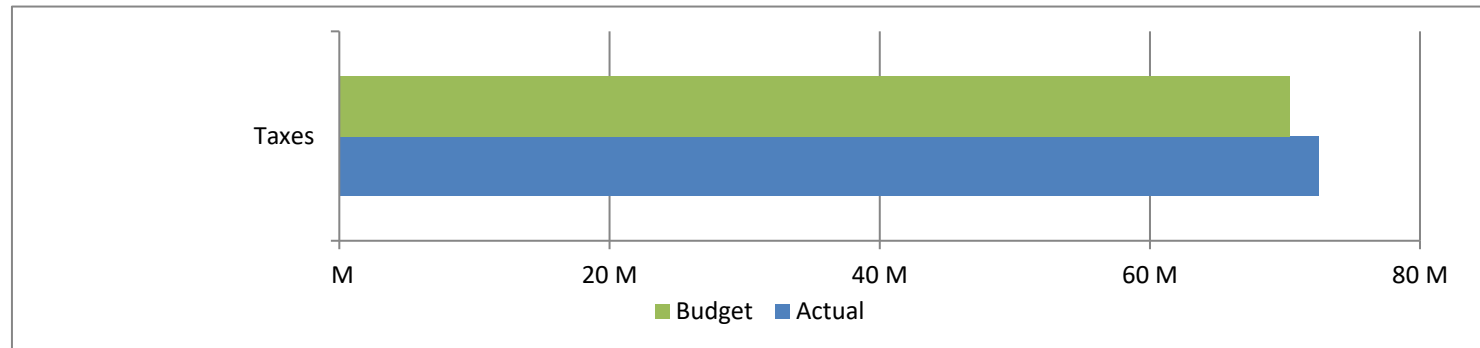
High Plains Library District
Net Income (Loss) Actual vs Budget
For the Period Ended December 31, 2024
100.0% of budget year elapsed

Income (Loss)	Year To Date Actual	Annual Budget	Variance	% of Actual to Annual Budget
Revenue	79,367,709	70,590,790	8,776,919	112.43%
Expenditures	41,519,132	59,592,472	18,073,340	69.67%
Total	37,848,577	10,998,318	26,850,259	

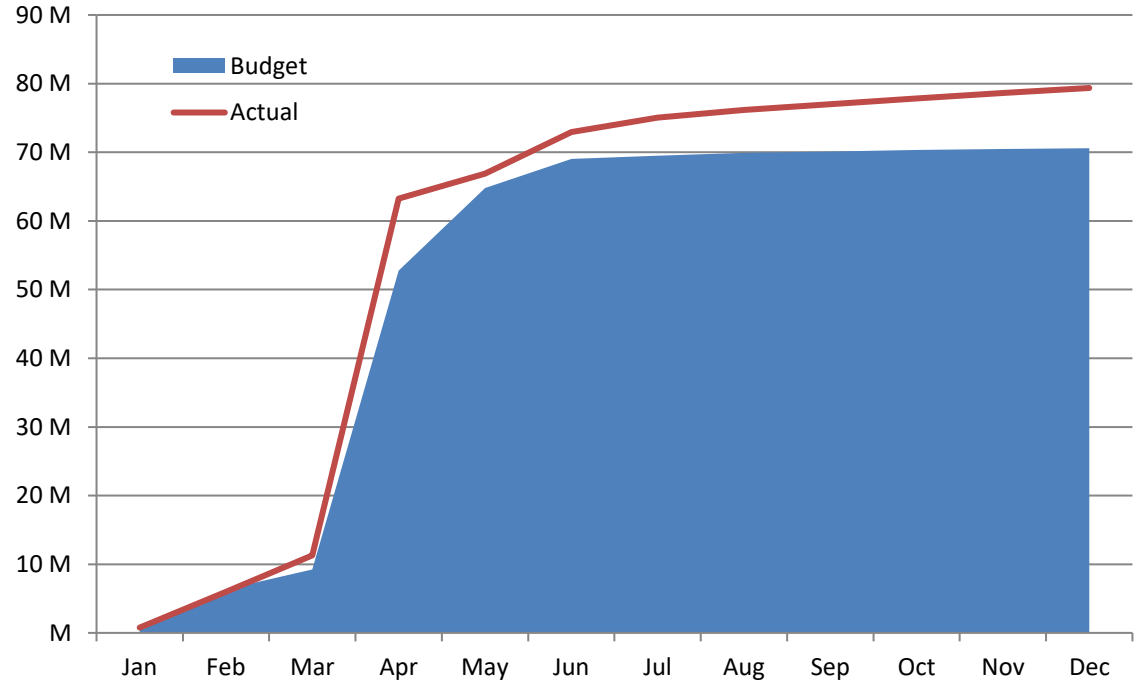


High Plains Library District
Net Income (Loss) Actual vs Budget
For the Period Ended December 31, 2024
100.0% of budget year elapsed

Revenues	Year To Date Actual	Annual Budget	Variance	% of Actual to Annual Budget
Taxes	72,498,381	70,379,989	2,118,392	103.01%
Earnings on investments	5,727,331	100,000	5,627,331	5727.33%
Fines & fees	41,522	25,000	16,522	166.09%
Grant	147,301	77,801	69,500	189.33%
Other	953,174	8,000	945,174	11914.68%
Total	79,367,709	70,590,790	8,776,919	112.43%



Accumulated Revenues



High Plains Library District
Net Income (Loss) Actual vs Budget
For the Period Ended December 31, 2024
100.0% of budget year elapsed

Expenditures	Year To Date Actual	Annual Budget	Variance	% of Actual to Annual Budget
S & W / Benefits	14,798,406	17,807,972	3,009,566	83.10%
Operations	7,954,393	9,258,525	1,304,132	85.91%
Capital outlay	4,473,692	17,989,510	13,515,818	24.87%
Debt service	-	-	-	
Member tax distribution	14,292,641	14,536,465	243,824	98.32%
Total	41,519,132	59,592,472	18,073,340	69.67%

