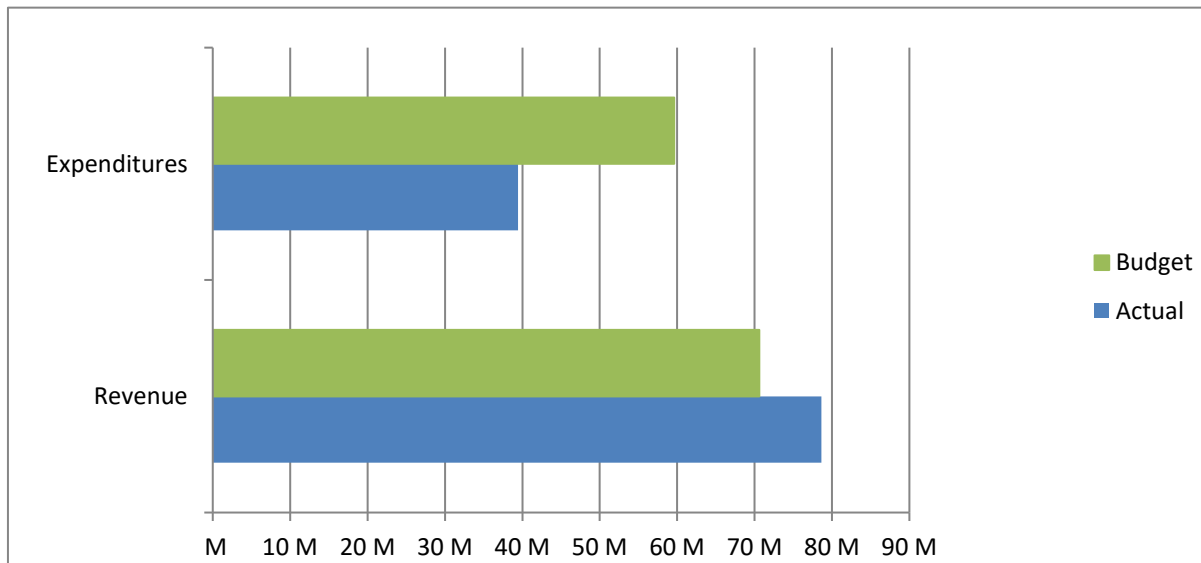


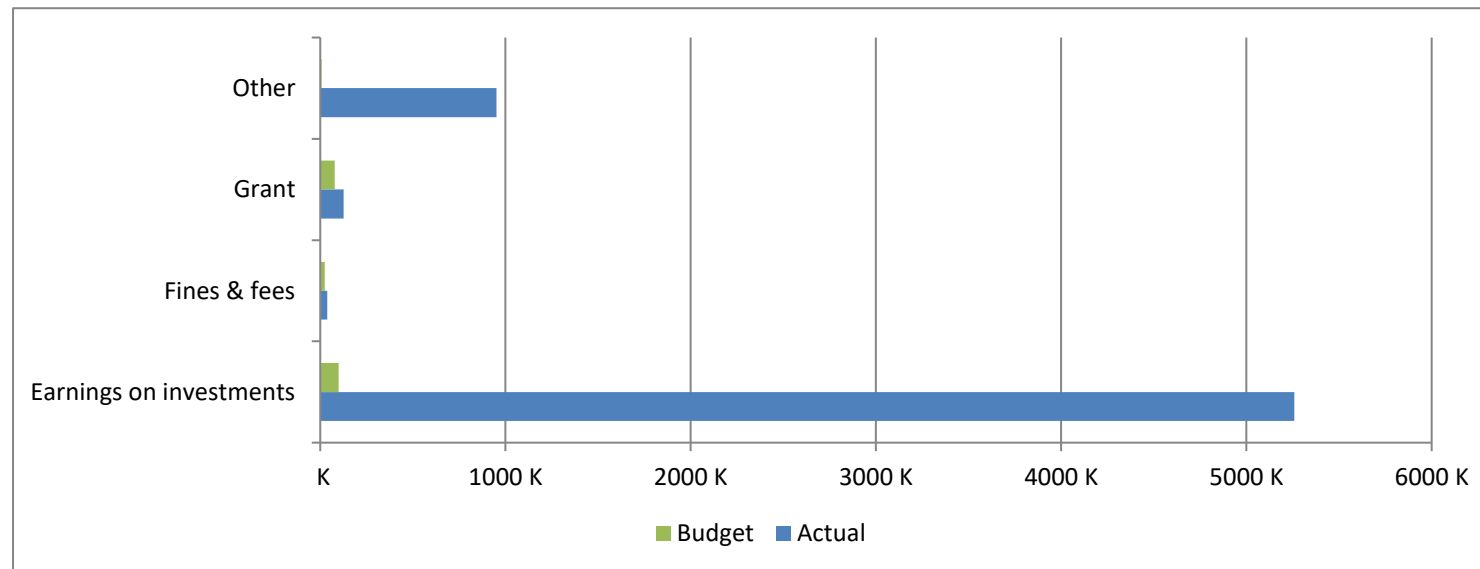
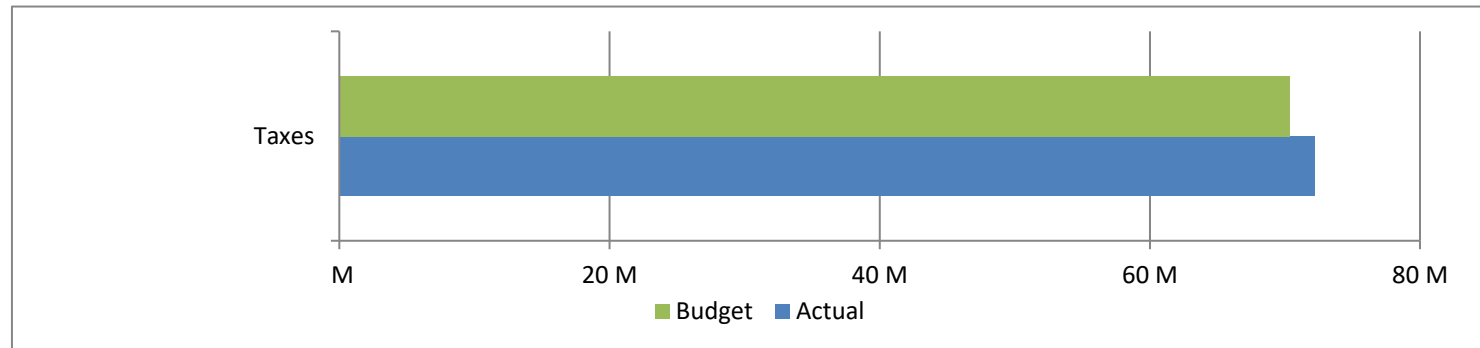
**High Plains Library District**  
**Net Income (Loss) Actual vs Budget**  
**For the Period Ended November 30, 2024**  
**91.7% of budget year elapsed**

Income (Loss)	Year To Date Actual	Annual Budget	Variance	% of Actual to Annual Budget
Revenue	78,613,400	70,590,790	8,022,610	111.36%
Expenditures	39,450,461	59,592,472	20,142,011	66.20%
Total	39,162,939	10,998,318	28,164,621	

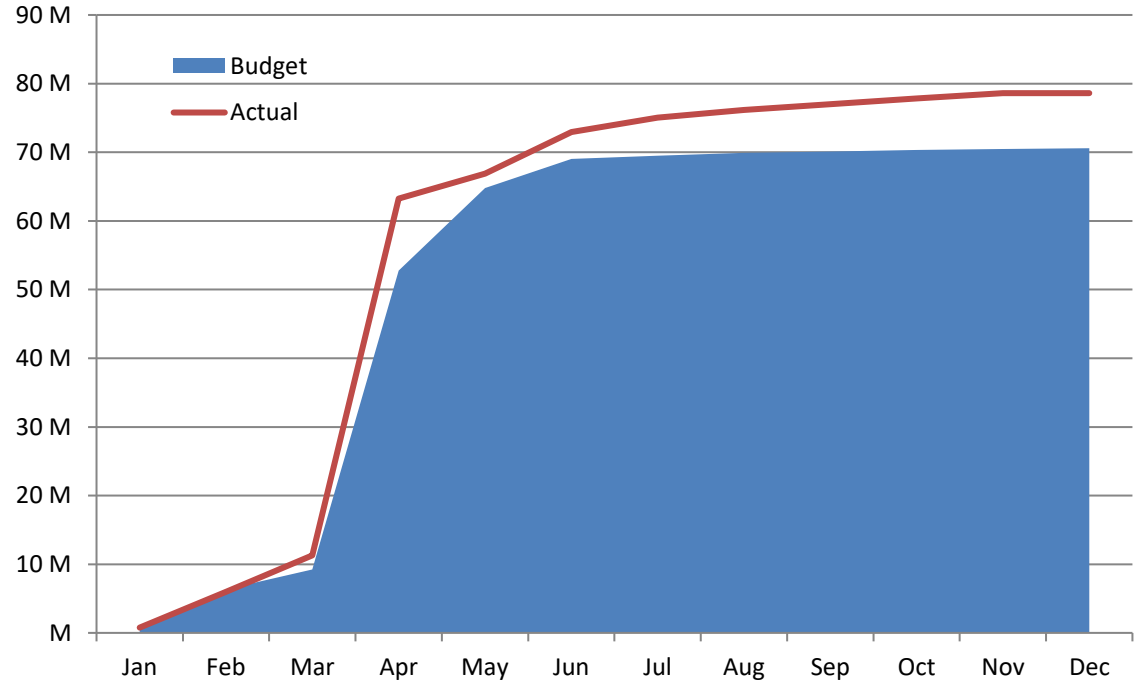


**High Plains Library District**  
**Net Income (Loss) Actual vs Budget**  
**For the Period Ended November 30, 2024**  
**91.7% of budget year elapsed**

Revenues	Year To Date Actual	Annual Budget	Variance	% of Actual to Annual Budget
Taxes	72,239,254	70,379,989	1,859,265	102.64%
Earnings on investments	5,257,872	100,000	5,157,872	5257.87%
Fines & fees	37,685	25,000	12,685	150.74%
Grant	126,301	77,801	48,500	162.34%
Other	952,288	8,000	944,288	11903.60%
<b>Total</b>	<b>78,613,400</b>	<b>70,590,790</b>	<b>8,022,610</b>	<b>111.36%</b>



# Accumulated Revenues



**High Plains Library District**  
**Net Income (Loss) Actual vs Budget**  
**For the Period Ended November 30, 2024**  
**91.7% of budget year elapsed**

Expenditures	Year To Date Actual	Annual Budget	Variance	% of Actual to Annual Budget
S & W / Benefits	13,556,816	17,807,972	4,251,156	76.13%
Operations	7,440,077	9,258,525	1,818,448	80.36%
Capital outlay	4,160,927	17,989,510	13,828,583	23.13%
Debt service	-	-	-	-
Member tax distribution	14,292,641	14,536,465	243,824	98.32%
<b>Total</b>	<b>39,450,461</b>	<b>59,592,472</b>	<b>20,142,011</b>	<b>66.20%</b>

