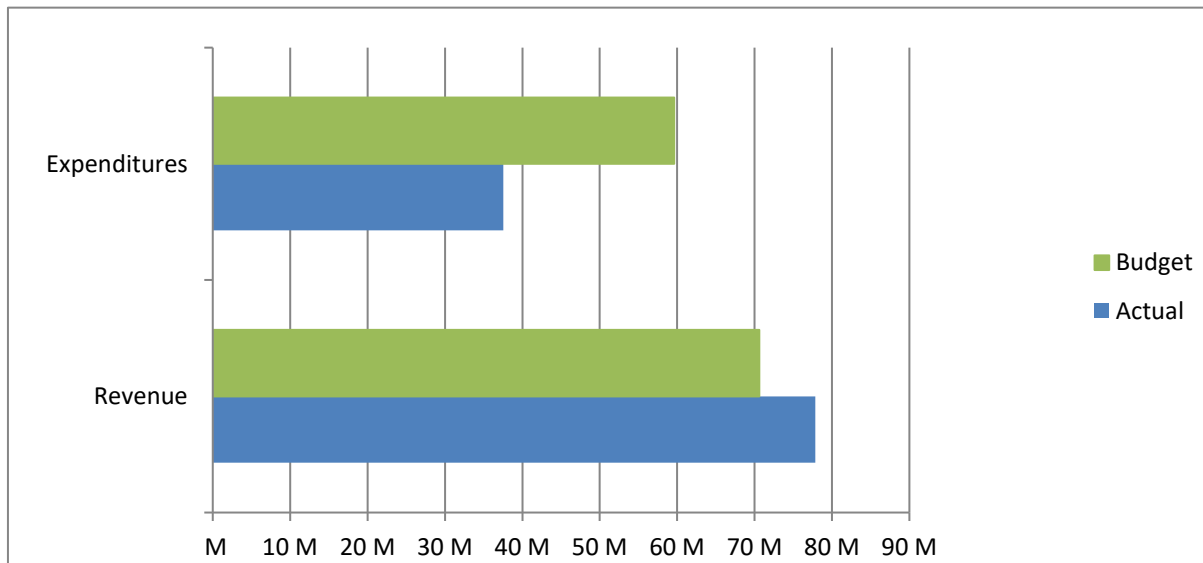


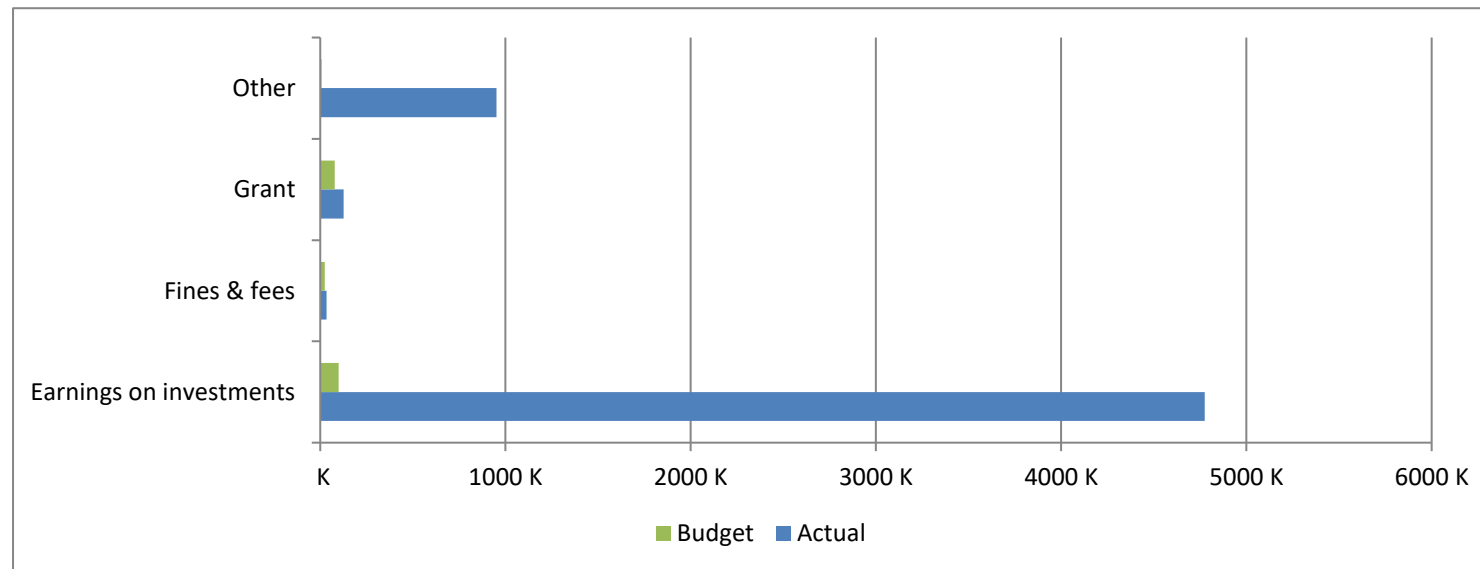
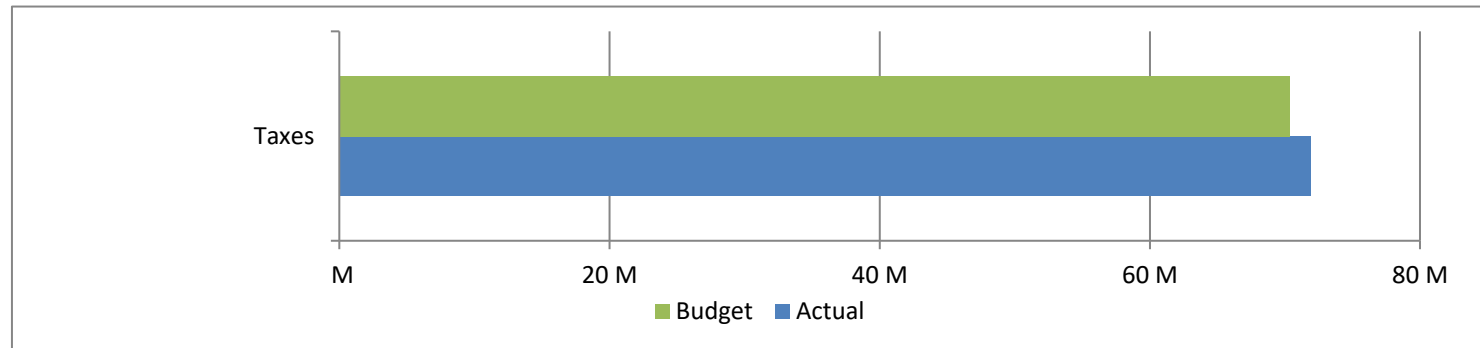
High Plains Library District
Net Income (Loss) Actual vs Budget
For the Period Ended October 31, 2024
83.3% of budget year elapsed

Income (Loss)	Year To Date Actual	Annual Budget	Variance	% of Actual to Annual Budget
Revenue	77,825,018	70,590,790	7,234,228	110.25%
Expenditures	37,524,655	59,592,472	22,067,817	62.97%
Total	40,300,363	10,998,318	29,302,045	

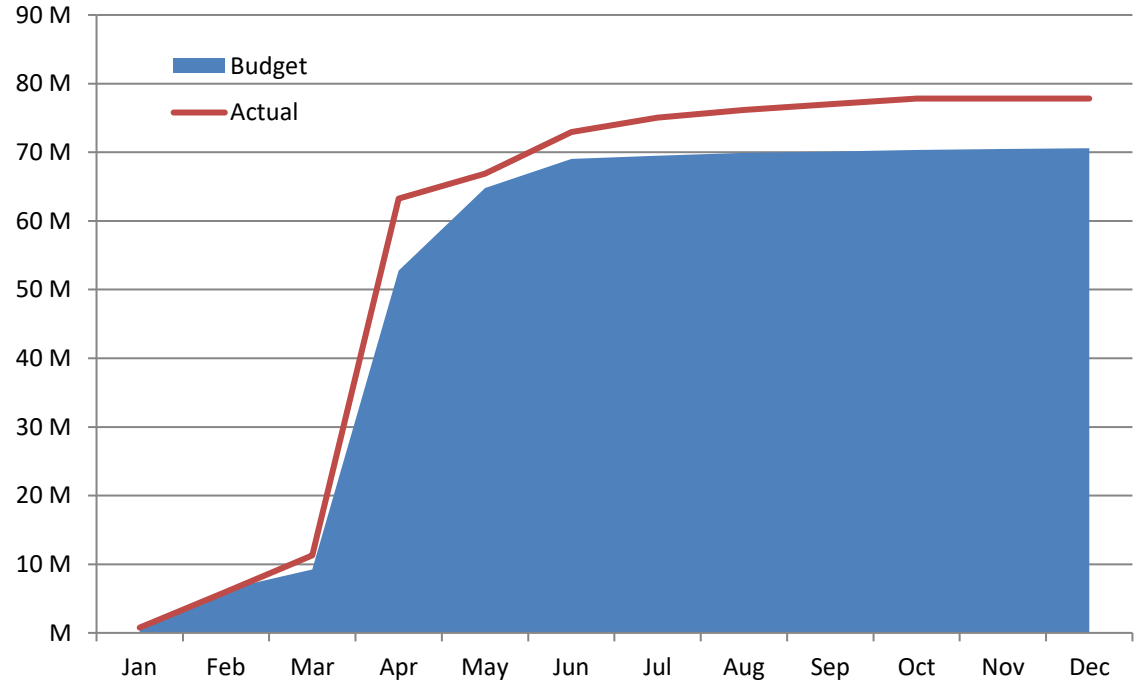


High Plains Library District
Net Income (Loss) Actual vs Budget
For the Period Ended October 31, 2024
83.3% of budget year elapsed

Revenues	Year To Date Actual	Annual Budget	Variance	% of Actual to Annual Budget
Taxes	71,938,228	70,379,989	1,558,239	102.21%
Earnings on investments	4,775,043	100,000	4,675,043	4775.04%
Fines & fees	34,139	25,000	9,139	136.56%
Grant	126,301	77,801	48,500	162.34%
Other	951,307	8,000	943,307	11891.34%
Total	77,825,018	70,590,790	7,234,228	110.25%



Accumulated Revenues



High Plains Library District
Net Income (Loss) Actual vs Budget
For the Period Ended October 31, 2024
83.3% of budget year elapsed

Expenditures	Year To Date Actual	Annual Budget	Variance	% of Actual to Annual Budget
S & W / Benefits	12,327,621	17,807,972	5,480,351	69.23%
Operations	7,049,154	9,258,525	2,209,371	76.14%
Capital outlay	3,855,239	17,989,510	14,134,271	21.43%
Debt service	-	-	-	
Member tax distribution	14,292,641	14,536,465	243,824	98.32%
Total	37,524,655	59,592,472	22,067,817	62.97%

