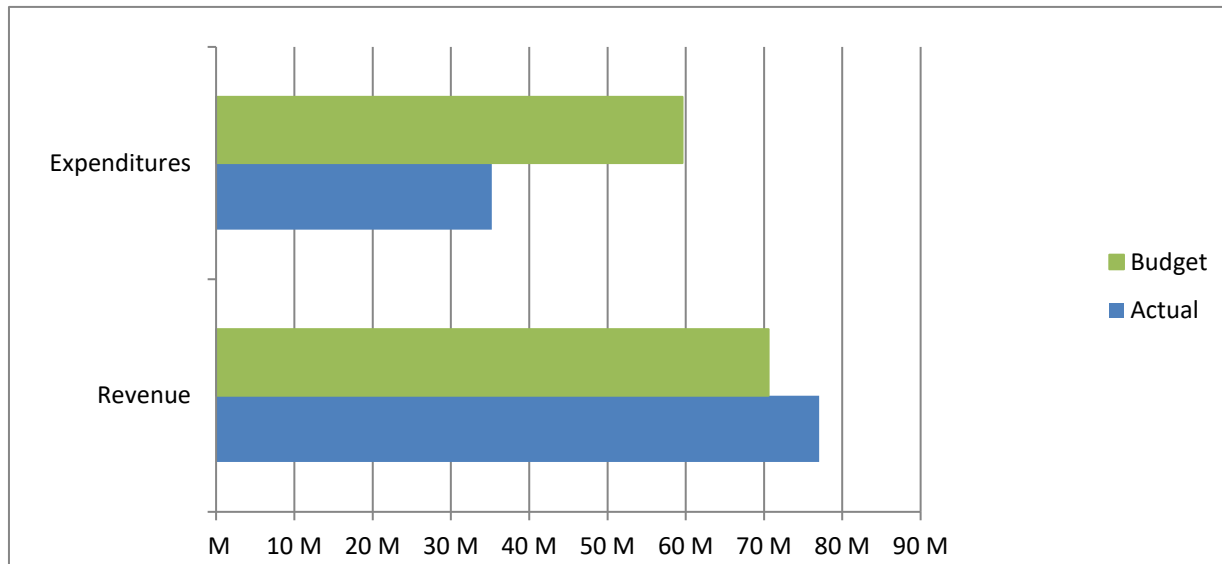


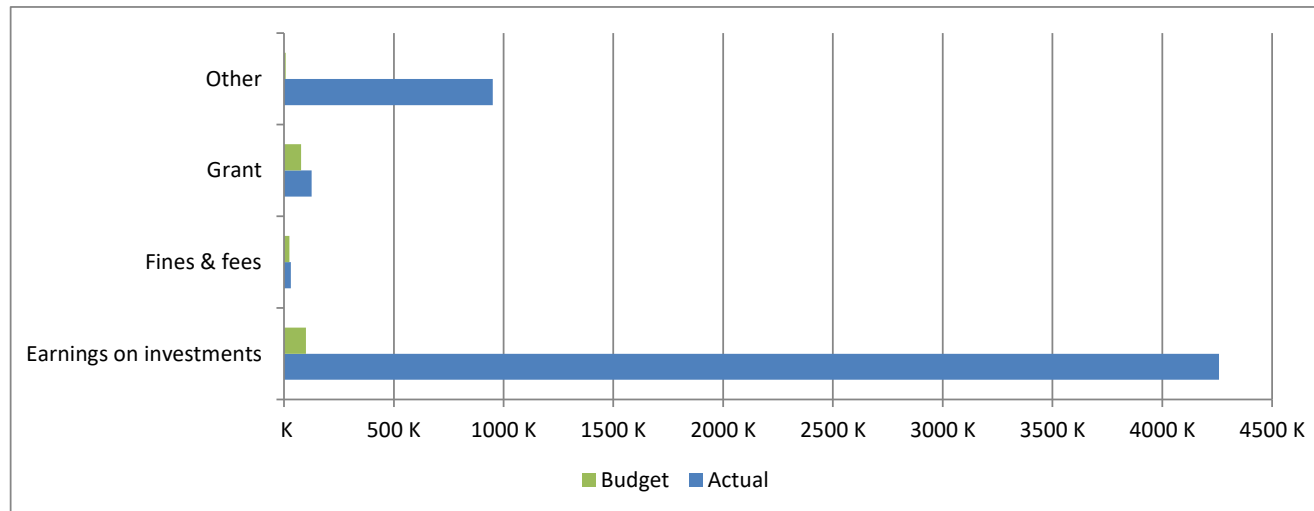
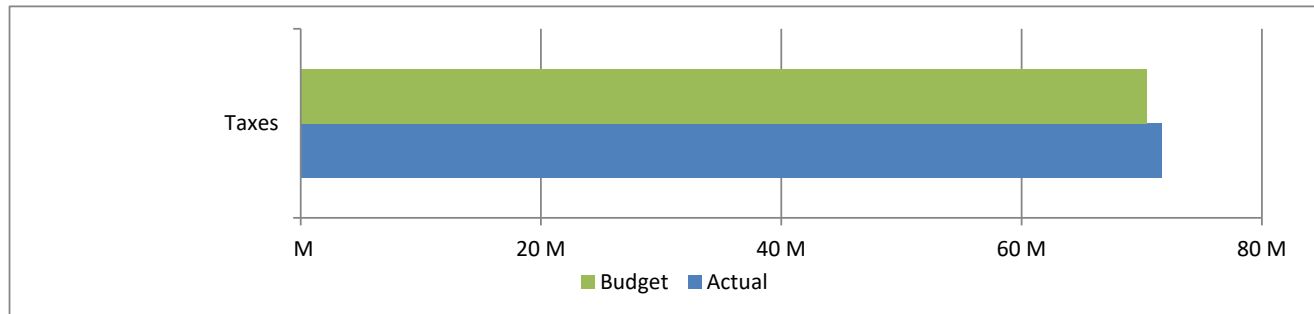
High Plains Library District
Net Income (Loss) Actual vs Budget
For the Period Ended September 30, 2024
75.0% of budget year elapsed

Income (Loss)	Year To Date Actual	Annual Budget	Variance	% of Actual to Annual Budget
Revenue	77,025,668	70,590,790	6,434,878	109.12%
Expenditures	35,209,875	59,592,472	24,382,597	59.08%
Total	41,815,793	10,998,318	30,817,475	

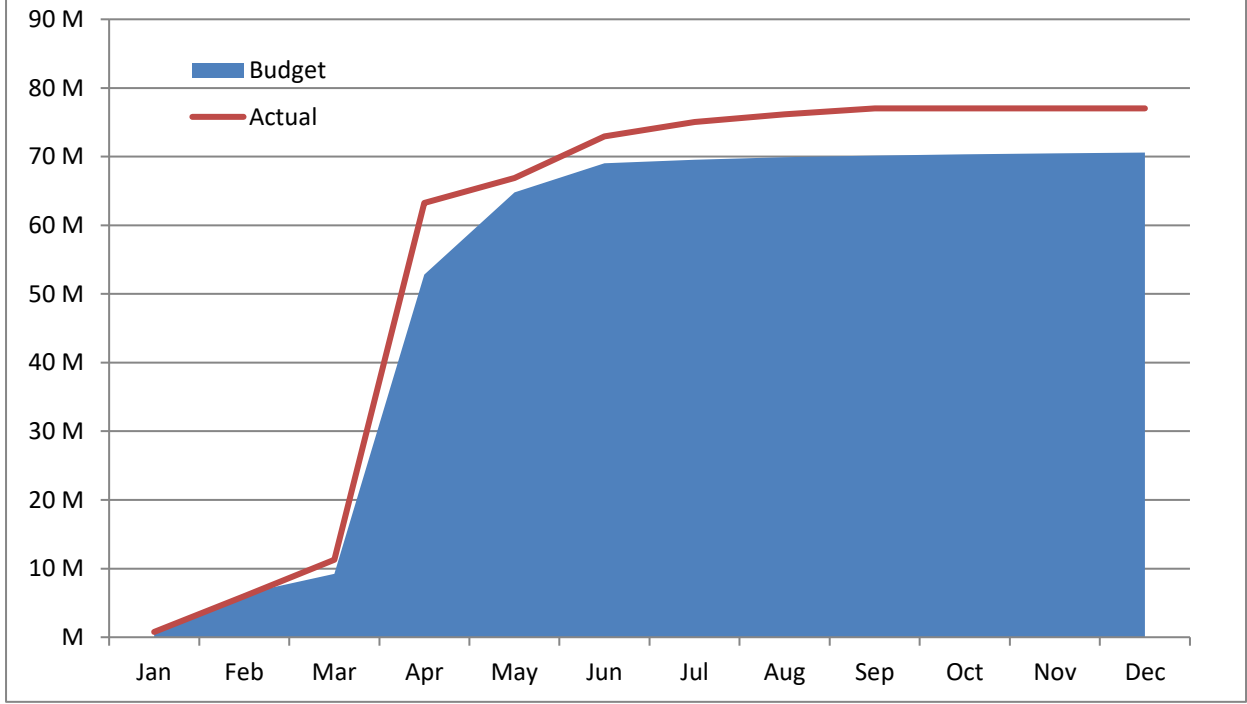


High Plains Library District
Net Income (Loss) Actual vs Budget
For the Period Ended September 30, 2024
75.0% of budget year elapsed

Revenues	Year To Date Actual	Annual Budget	Variance	% of Actual to Annual Budget
Taxes	71,660,605	70,379,989	1,280,616	101.82%
Earnings on investments	4,257,816	100,000	4,157,816	4257.82%
Fines & fees	30,668	25,000	5,668	122.67%
Grant	126,301	77,801	48,500	162.34%
Other	950,278	8,000	942,278	11878.48%
Total	77,025,668	70,590,790	6,434,878	109.12%



Accumulated Revenues



High Plains Library District
Net Income (Loss) Actual vs Budget
For the Period Ended September 30, 2024
75.0% of budget year elapsed

Expenditures	Year To Date Actual	Annual Budget	Variance	% of Actual to Annual Budget
S & W / Benefits	10,692,362	17,807,972	7,115,610	60.04%
Operations	6,551,927	9,258,525	2,706,598	70.77%
Capital outlay	3,672,945	17,989,510	14,316,565	20.42%
Debt service	-	-	-	
Member tax distribution	14,292,641	14,536,465	243,824	98.32%
Total	35,209,875	59,592,472	24,382,597	59.08%

