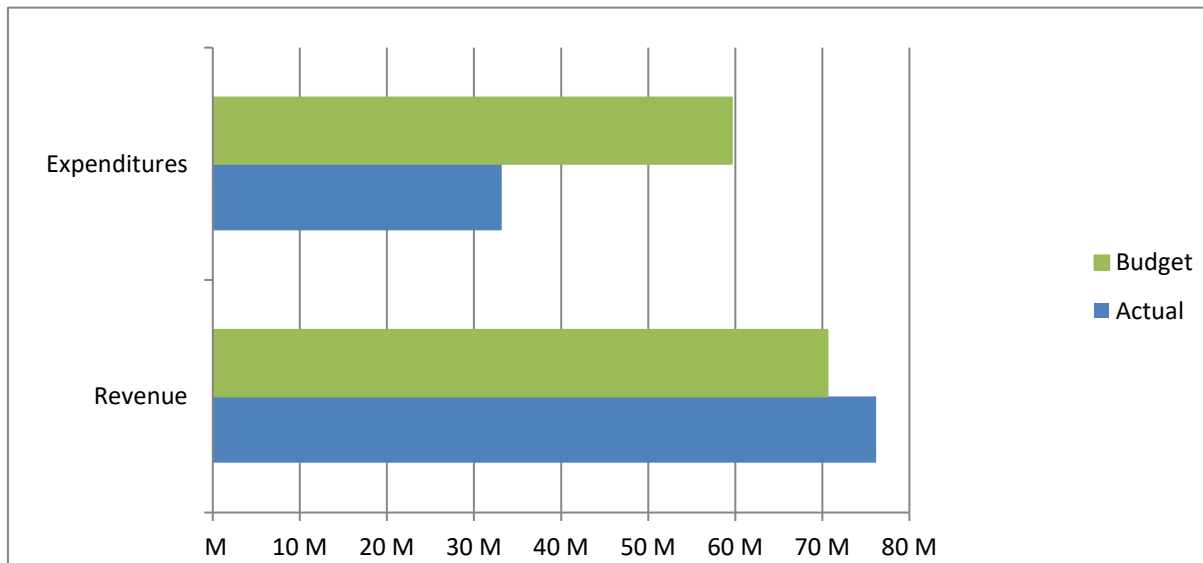


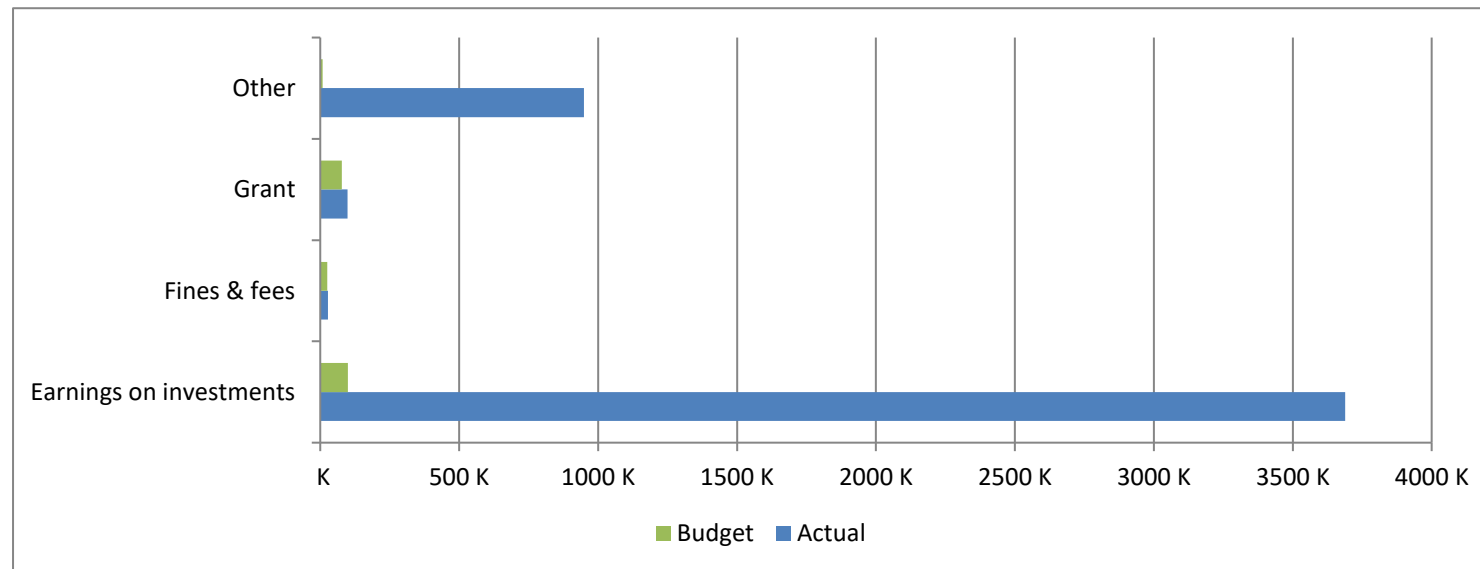
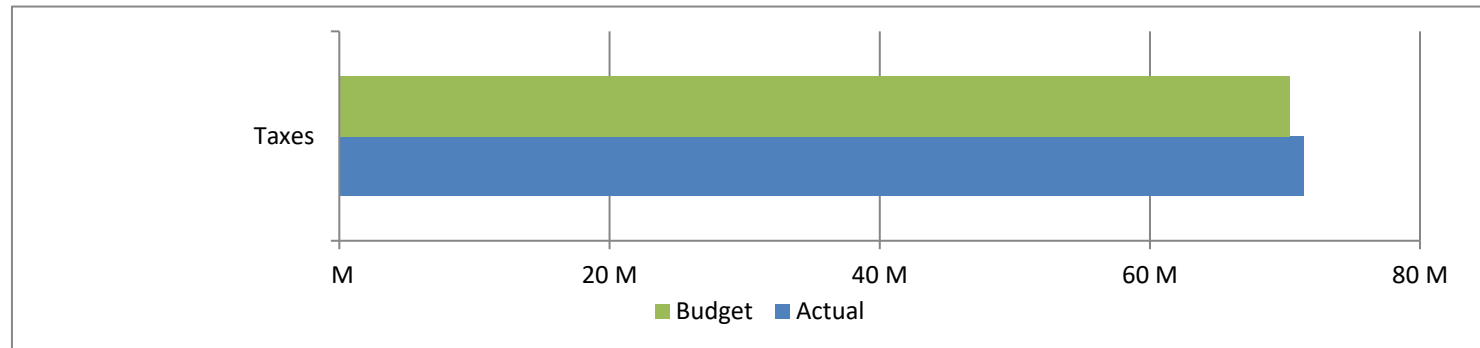
High Plains Library District
Net Income (Loss) Actual vs Budget
For the Period Ended August 31, 2024
66.7% of budget year elapsed

Income (Loss)	Year To Date Actual	Annual Budget	Variance	% of Actual to Annual Budget
Revenue	76,168,902	70,590,790	5,578,112	107.90%
Expenditures	33,165,817	59,592,472	26,426,655	55.65%
Total	43,003,085	10,998,318	32,004,767	

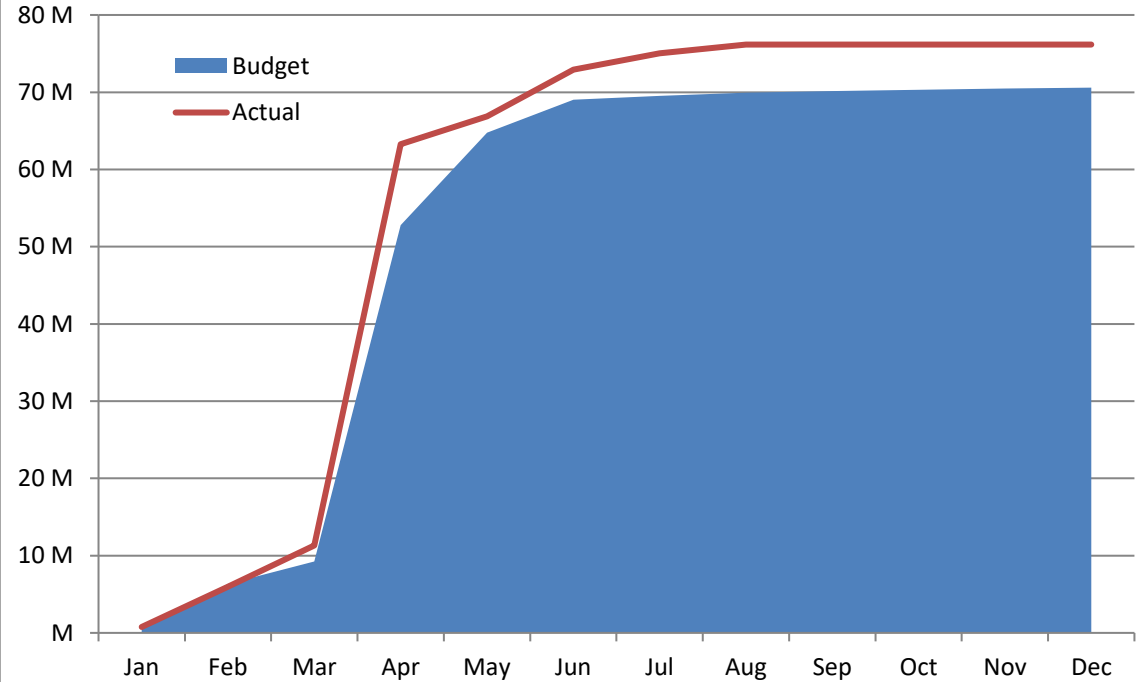


High Plains Library District
Net Income (Loss) Actual vs Budget
For the Period Ended August 31, 2024
66.7% of budget year elapsed

Revenues	Year To Date Actual	Annual Budget	Variance	% of Actual to Annual Budget
Taxes	71,404,949	70,379,989	1,024,960	101.46%
Earnings on investments	3,689,195	100,000	3,589,195	3689.20%
Fines & fees	27,422	25,000	2,422	109.69%
Grant	98,115	77,801	20,314	126.11%
Other	949,221	8,000	941,221	11865.26%
Total	76,168,902	70,590,790	5,578,112	107.90%



Accumulated Revenues



High Plains Library District
Net Income (Loss) Actual vs Budget
For the Period Ended August 31, 2024
66.7% of budget year elapsed

Expenditures	Year To Date Actual	Annual Budget	Variance	% of Actual to Annual Budget
S & W / Benefits	9,330,704	17,807,972	8,477,268	52.40%
Operations	6,067,727	9,258,525	3,190,798	65.54%
Capital outlay	3,474,745	17,989,510	14,514,765	19.32%
Debt service	-	-	-	
Member tax distribution	14,292,641	14,536,465	243,824	98.32%
Total	33,165,817	59,592,472	26,426,655	55.65%

