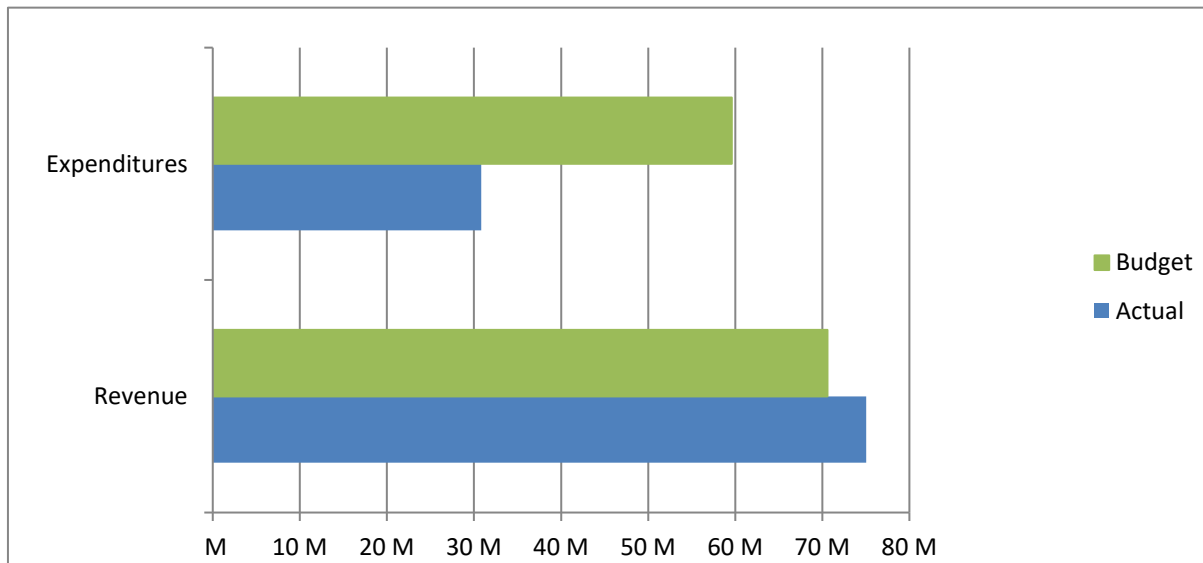


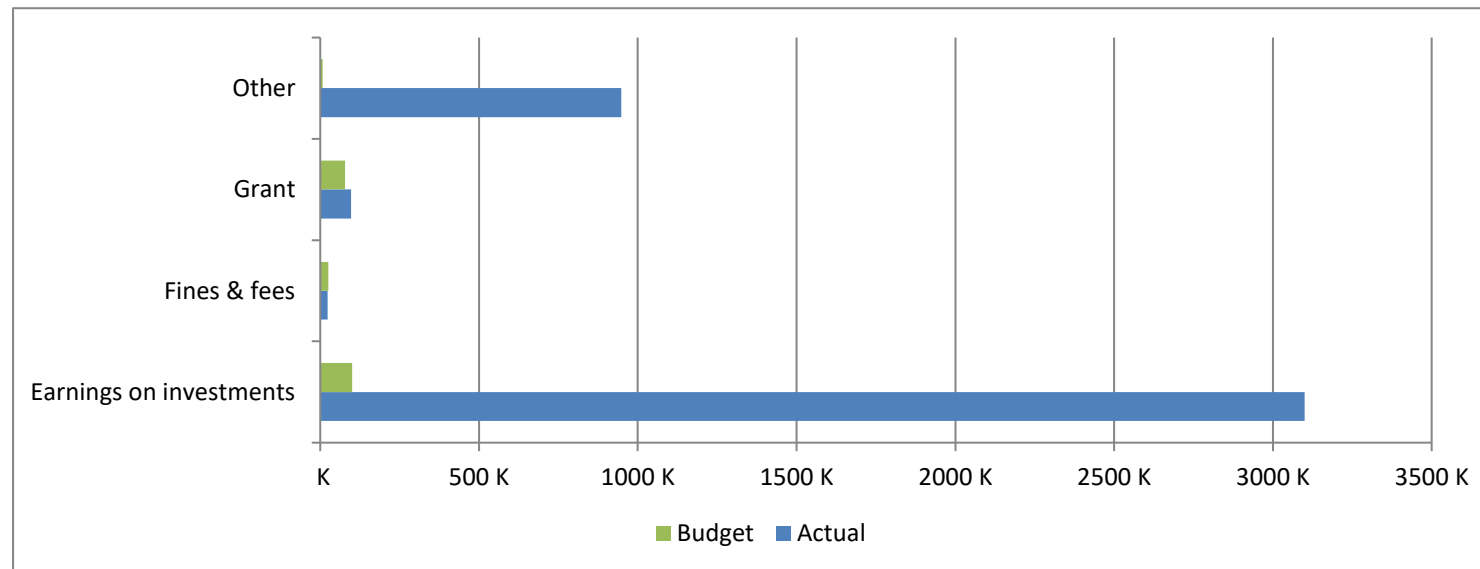
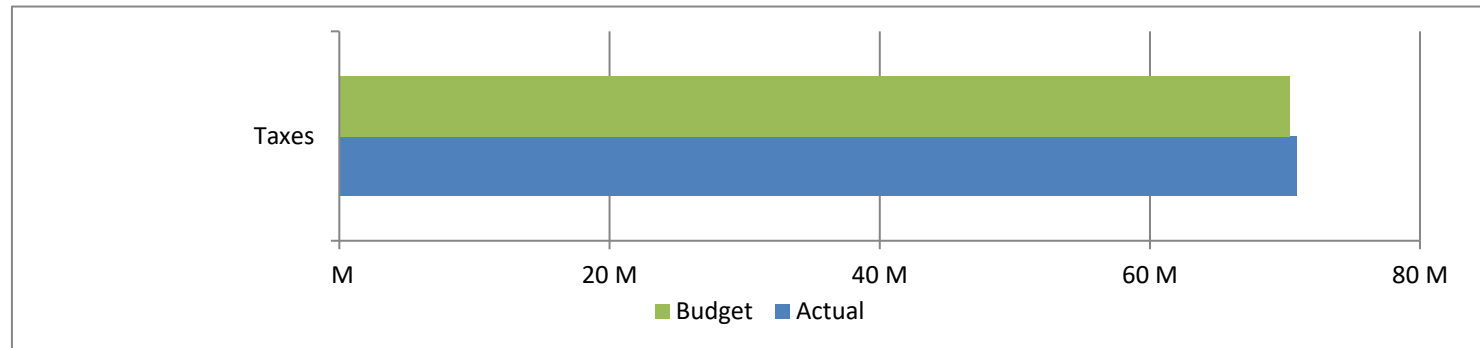
High Plains Library District
Net Income (Loss) Actual vs Budget
For the Period Ended July 31, 2024
58.3% of budget year elapsed

Income (Loss)	Year To Date Actual	Annual Budget	Variance	% of Actual to Annual Budget
Revenue	75,044,762	70,590,790	4,453,972	106.31%
Expenditures	30,823,222	59,592,472	28,769,250	51.72%
Total	44,221,540	10,998,318	33,223,222	

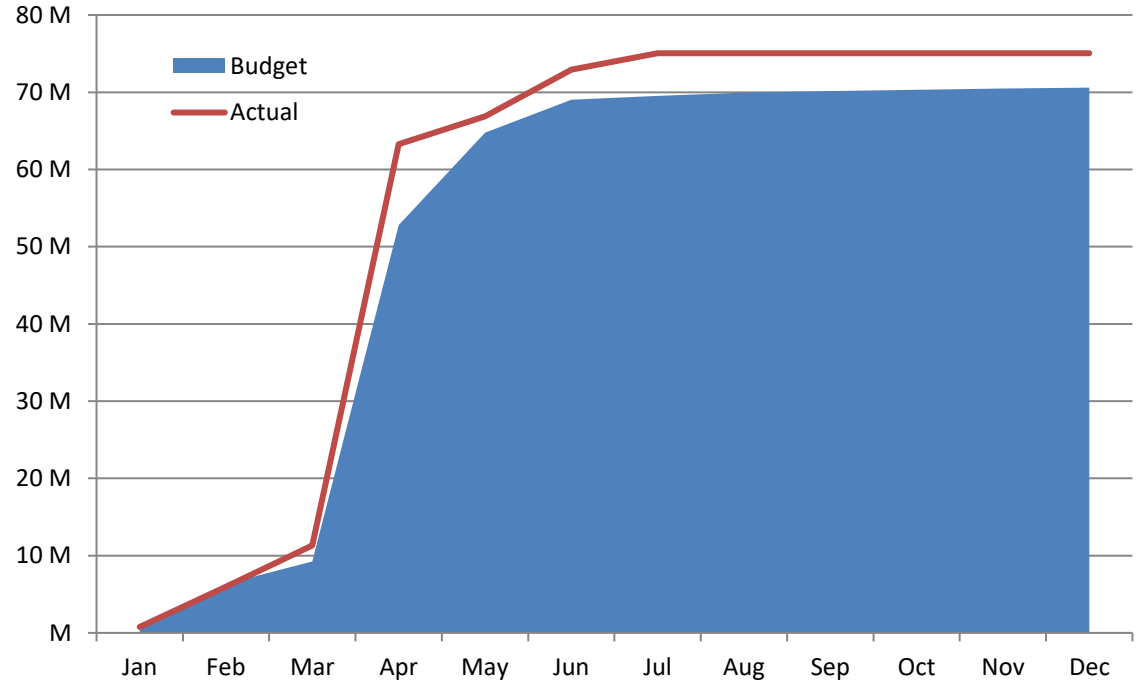


High Plains Library District
Net Income (Loss) Actual vs Budget
For the Period Ended July 31, 2024
58.3% of budget year elapsed

Revenues	Year To Date Actual	Annual Budget	Variance	% of Actual to Annual Budget
Taxes	70,875,623	70,379,989	495,634	100.70%
Earnings on investments	3,099,942	100,000	2,999,942	3099.94%
Fines & fees	23,506	25,000	(1,494)	94.02%
Grant	97,247	77,801	19,446	124.99%
Other	948,444	8,000	940,444	11855.55%
Total	75,044,762	70,590,790	4,453,972	106.31%



Accumulated Revenues



High Plains Library District
Net Income (Loss) Actual vs Budget
For the Period Ended July 31, 2024
58.3% of budget year elapsed

Expenditures	Year To Date Actual	Annual Budget	Variance	% of Actual to Annual Budget
S & W / Benefits	8,276,508	17,807,972	9,531,464	46.48%
Operations	5,418,916	9,258,525	3,839,609	58.53%
Capital outlay	2,835,157	17,989,510	15,154,353	15.76%
Debt service	-	-	-	
Member tax distribution	14,292,641	14,536,465	243,824	98.32%
Total	30,823,222	59,592,472	28,769,250	51.72%

