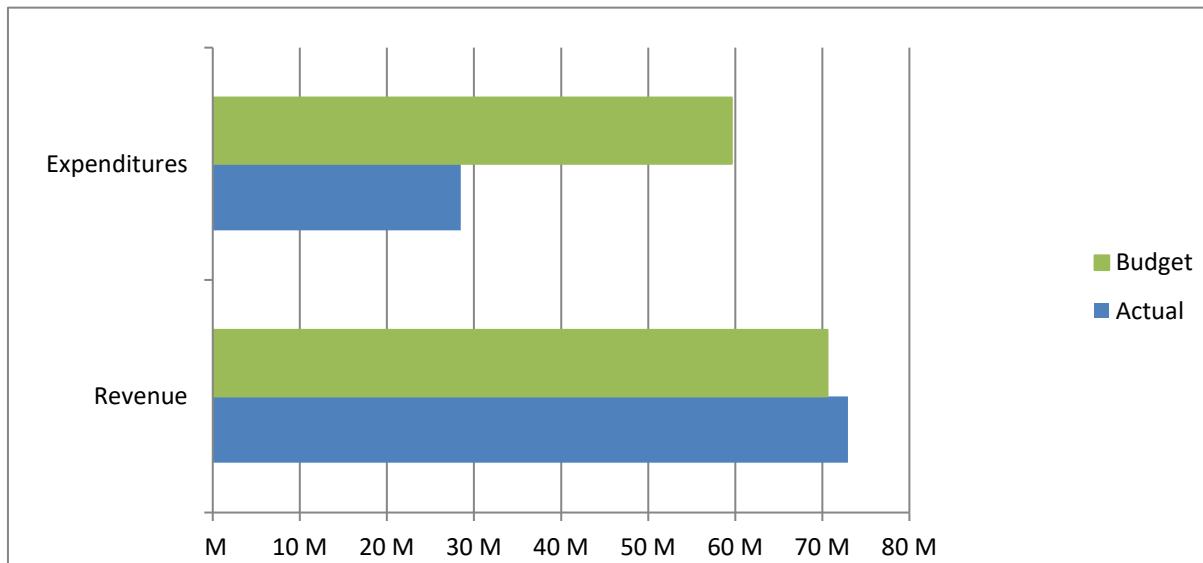


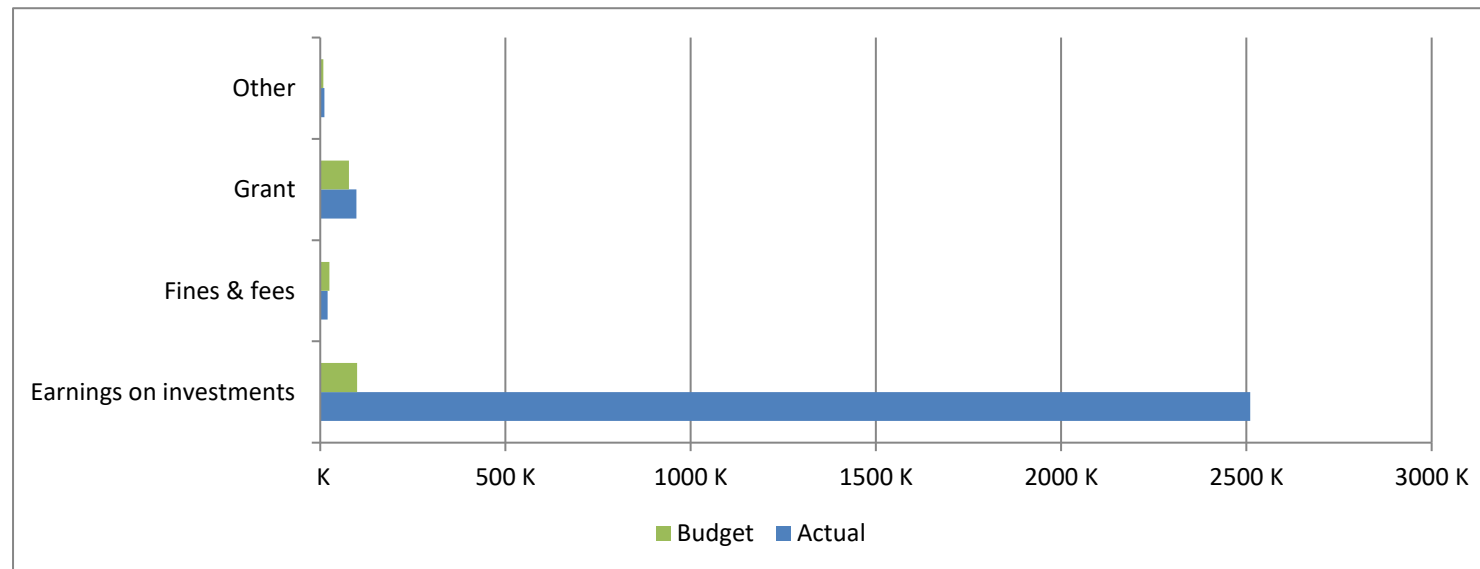
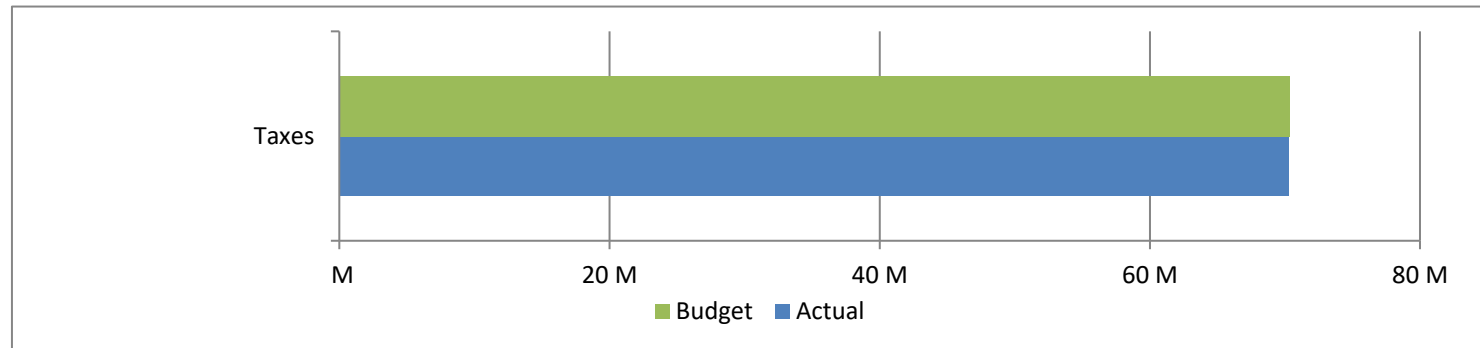
High Plains Library District
Net Income (Loss) Actual vs Budget
For the Period Ended June 30, 2024
50.0% of budget year elapsed

Income (Loss)	Year To Date Actual	Annual Budget	Variance	% of Actual to Annual Budget
Revenue	72,928,528	70,590,790	2,337,738	103.31%
Expenditures	28,476,386	59,592,472	31,116,086	47.79%
Total	44,452,142	10,998,318	33,453,824	

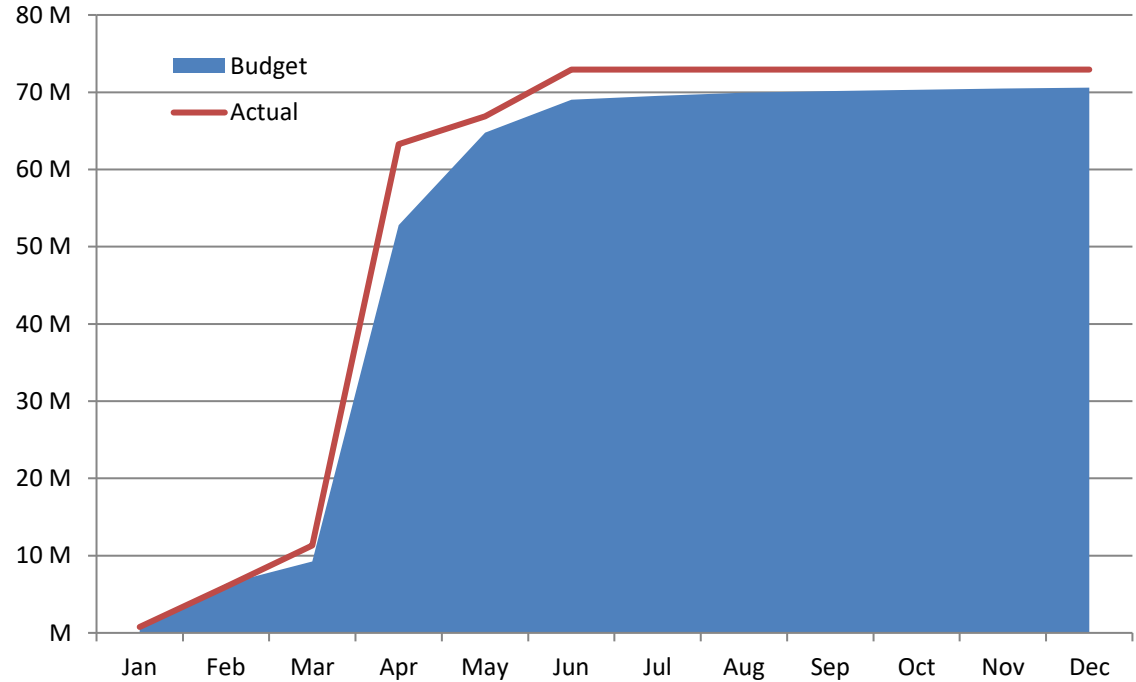


High Plains Library District
Net Income (Loss) Actual vs Budget
For the Period Ended June 30, 2024
50.0% of budget year elapsed

Revenues	Year To Date Actual	Annual Budget	Variance	% of Actual to Annual Budget
Taxes	70,290,201	70,379,989	(89,788)	99.87%
Earnings on investments	2,510,404	100,000	2,410,404	2510.40%
Fines & fees	19,707	25,000	(5,293)	78.83%
Grant	97,247	77,801	19,446	124.99%
Other	10,969	8,000	2,969	137.11%
Total	72,928,528	70,590,790	2,337,738	103.31%



Accumulated Revenues



**High Plains Library District
 Net Income (Loss) Actual vs Budget
 For the Period Ended June 30, 2024
 50.0% of budget year elapsed**

Expenditures	Year To Date Actual	Annual Budget	Variance	% of Actual to Annual Budget
S & W / Benefits	7,009,925	17,807,972	10,798,047	39.36%
Operations	4,808,419	9,258,525	4,450,106	51.94%
Capital outlay	2,365,401	17,989,510	15,624,109	13.15%
Debt service	-	-	-	
Member tax distribution	14,292,641	14,536,465	243,824	98.32%
Total	28,476,386	59,592,472	31,116,086	47.79%

