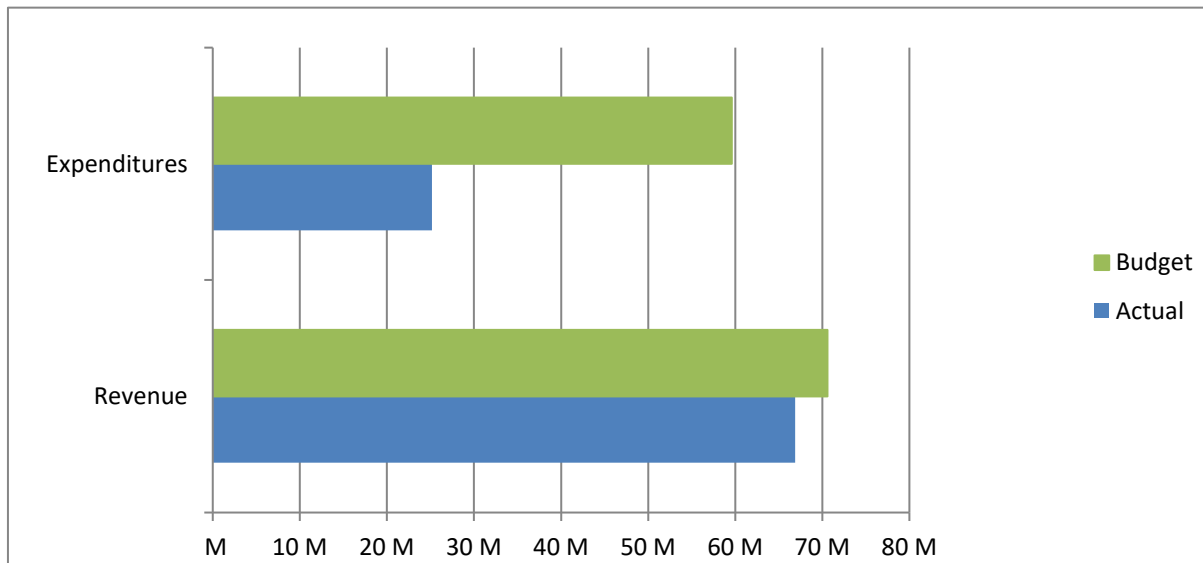


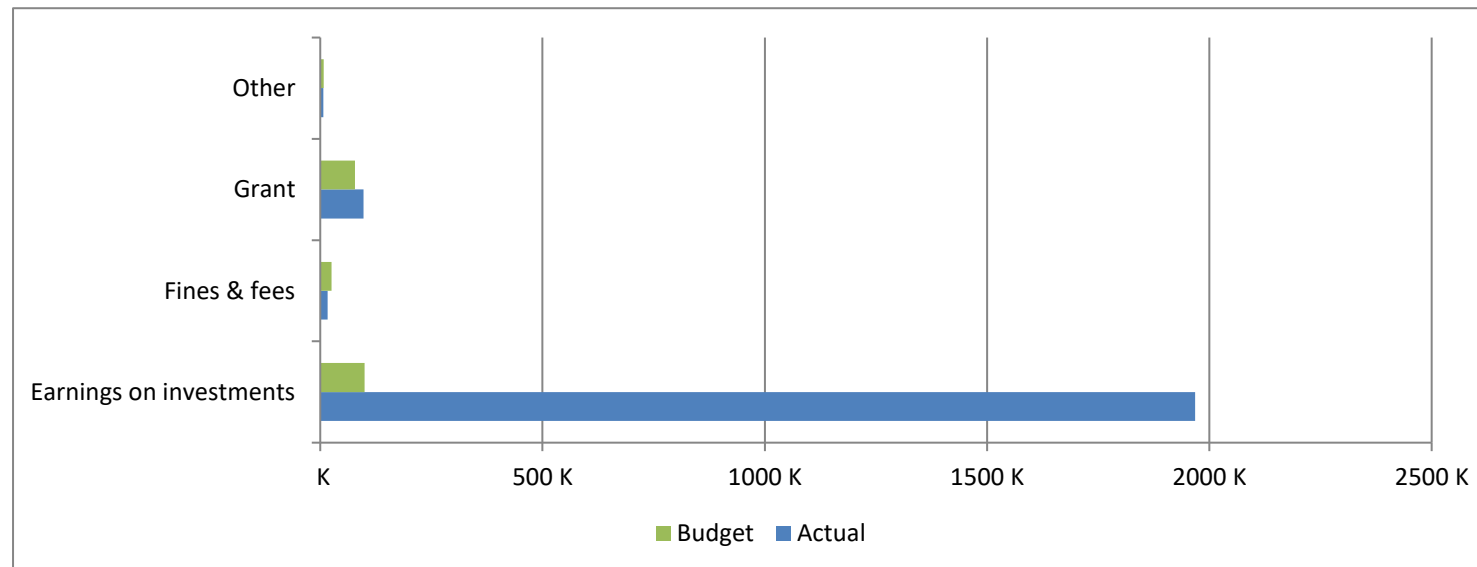
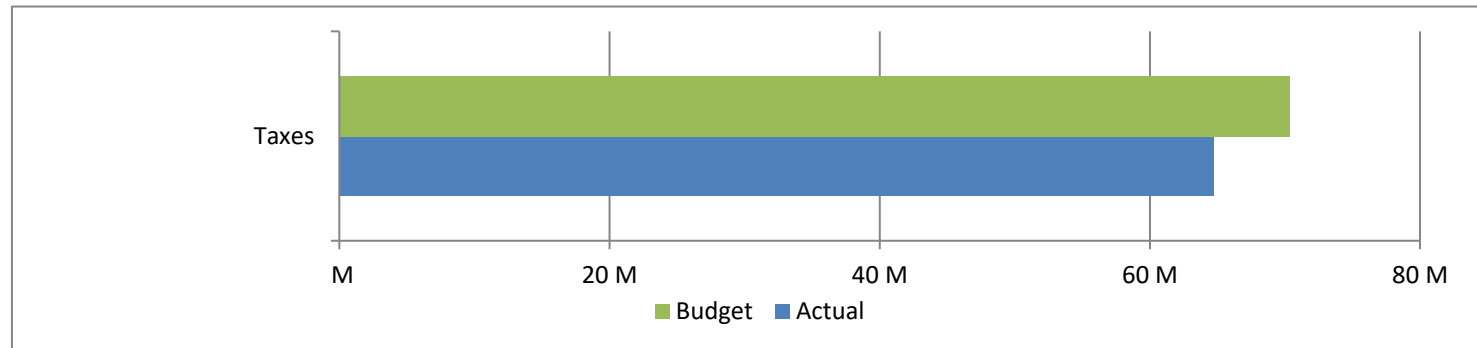
High Plains Library District
Net Income (Loss) Actual vs Budget
For the Period Ended May 31, 2024
41.7% of budget year elapsed

Income (Loss)	Year To Date Actual	Annual Budget	Variance	% of Actual to Annual Budget
Revenue	66,874,267	70,590,790	(3,716,523)	94.74%
Expenditures	25,160,889	59,592,472	34,431,583	42.22%
Total	41,713,378	10,998,318	30,715,060	

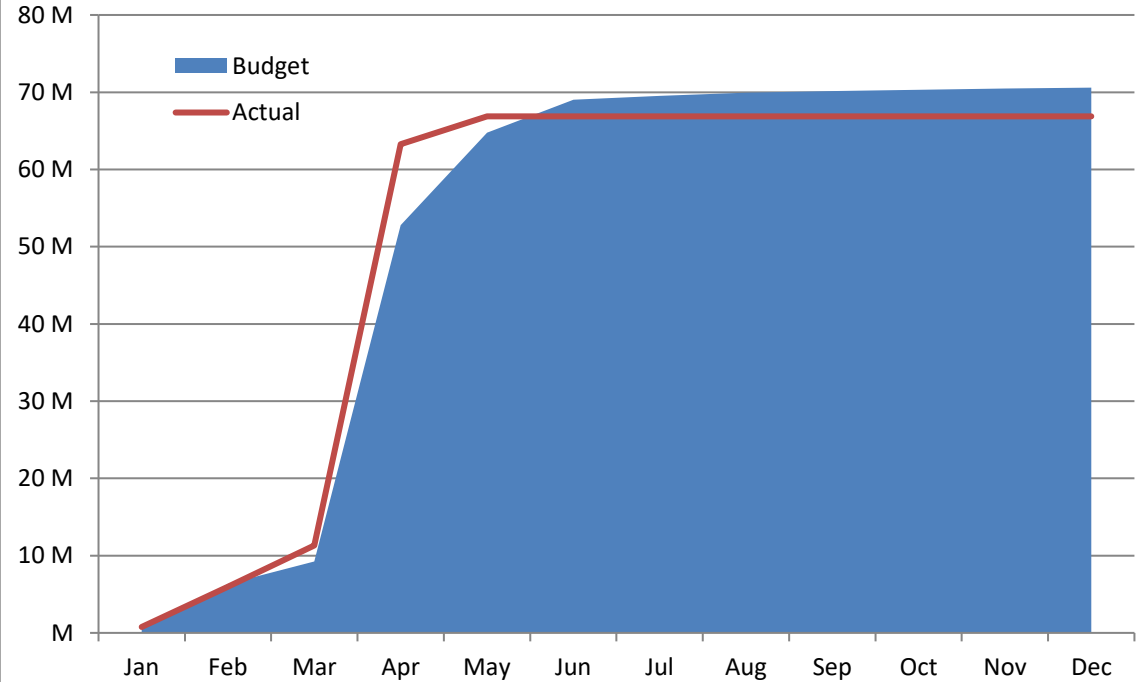


High Plains Library District
Net Income (Loss) Actual vs Budget
For the Period Ended May 31, 2024
41.7% of budget year elapsed

Revenues	Year To Date Actual	Annual Budget	Variance	% of Actual to Annual Budget
Taxes	64,785,441	70,379,989	(5,594,548)	92.05%
Earnings on investments	1,967,873	100,000	1,867,873	1967.87%
Fines & fees	16,748	25,000	(8,252)	66.99%
Grant	97,247	77,801	19,446	124.99%
Other	6,958	8,000	(1,042)	86.98%
Total	66,874,267	70,590,790	(3,716,523)	94.74%



Accumulated Revenues



High Plains Library District
Net Income (Loss) Actual vs Budget
For the Period Ended May 31, 2024
41.7% of budget year elapsed

Expenditures	Year To Date Actual	Annual Budget	Variance	% of Actual to Annual Budget
S & W / Benefits	5,878,893	17,807,972	11,929,079	33.01%
Operations	4,114,565	9,258,525	5,143,960	44.44%
Capital outlay	1,570,821	17,989,510	16,418,689	8.73%
Debt service	-	-	-	
Member tax distribution	13,596,610	14,536,465	939,855	93.53%
Total	25,160,889	59,592,472	34,431,583	42.22%

