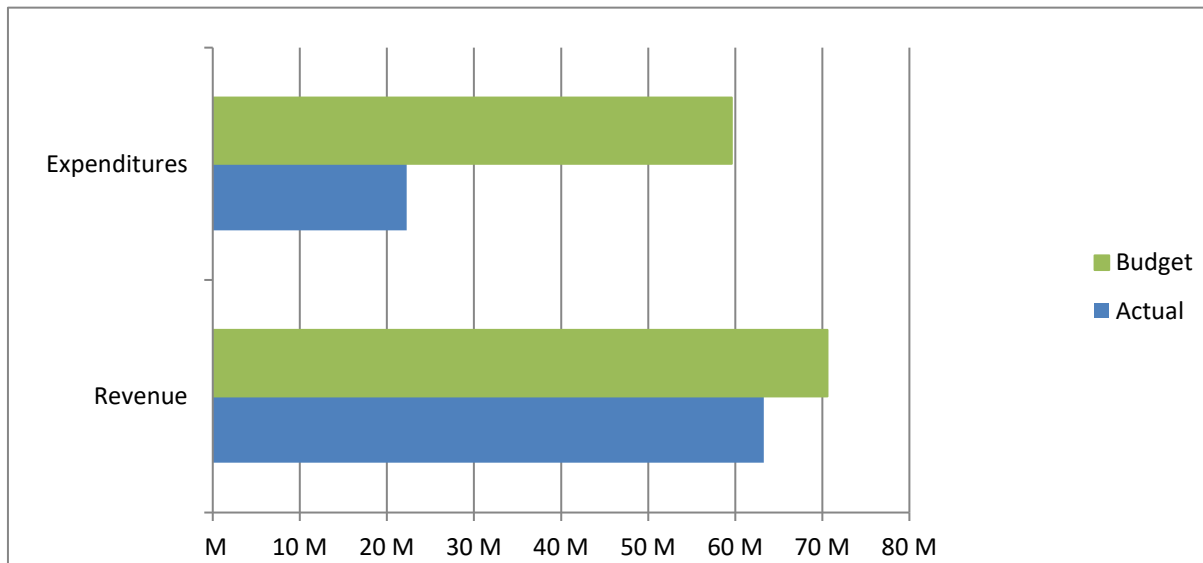


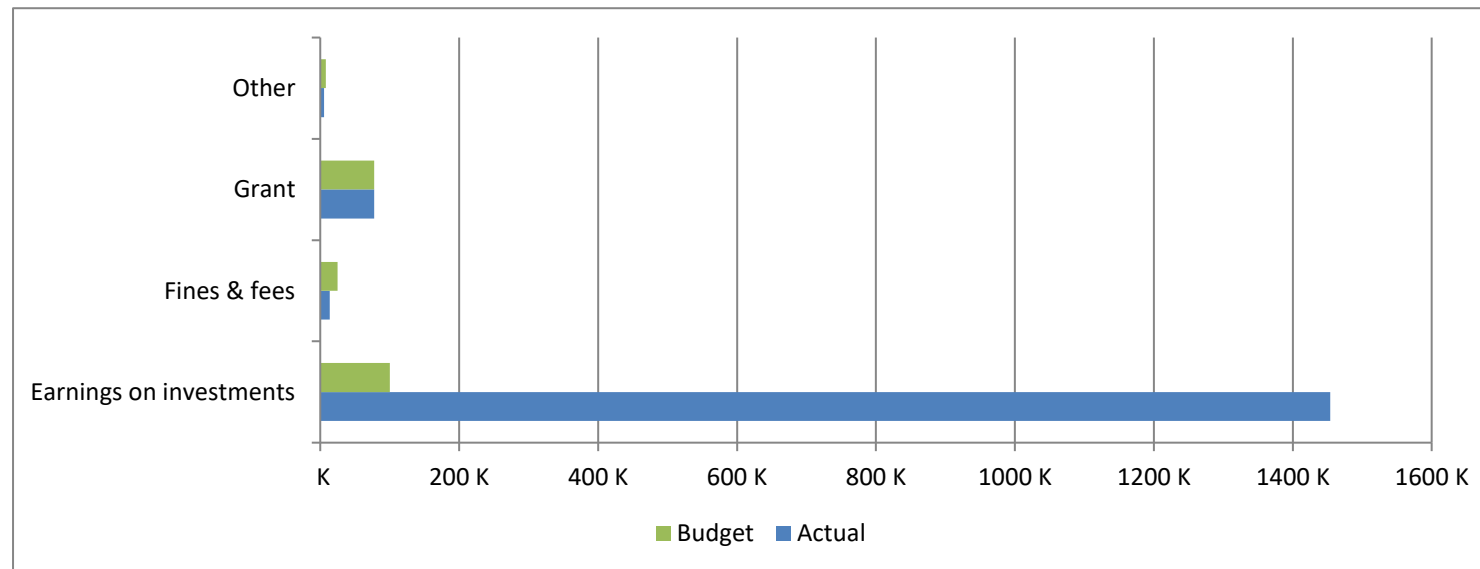
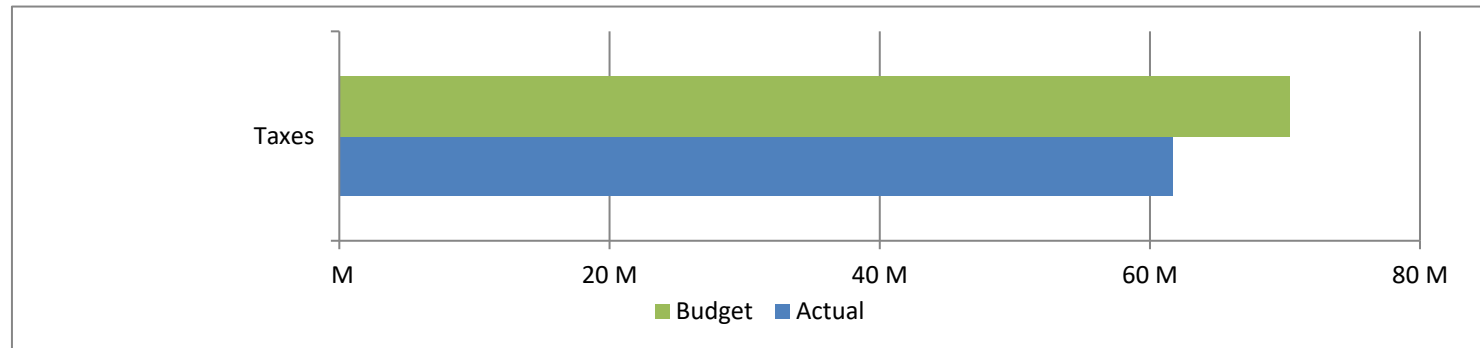
High Plains Library District
Net Income (Loss) Actual vs Budget
For the Period Ended April 30, 2024
33.3% of budget year elapsed

Income (Loss)	Year To Date Actual	Annual Budget	Variance	% of Actual to Annual Budget
Revenue	63,264,147	70,590,790	(7,326,643)	89.62%
Expenditures	22,261,812	59,592,472	37,330,660	37.36%
Total	41,002,335	10,998,318	30,004,017	

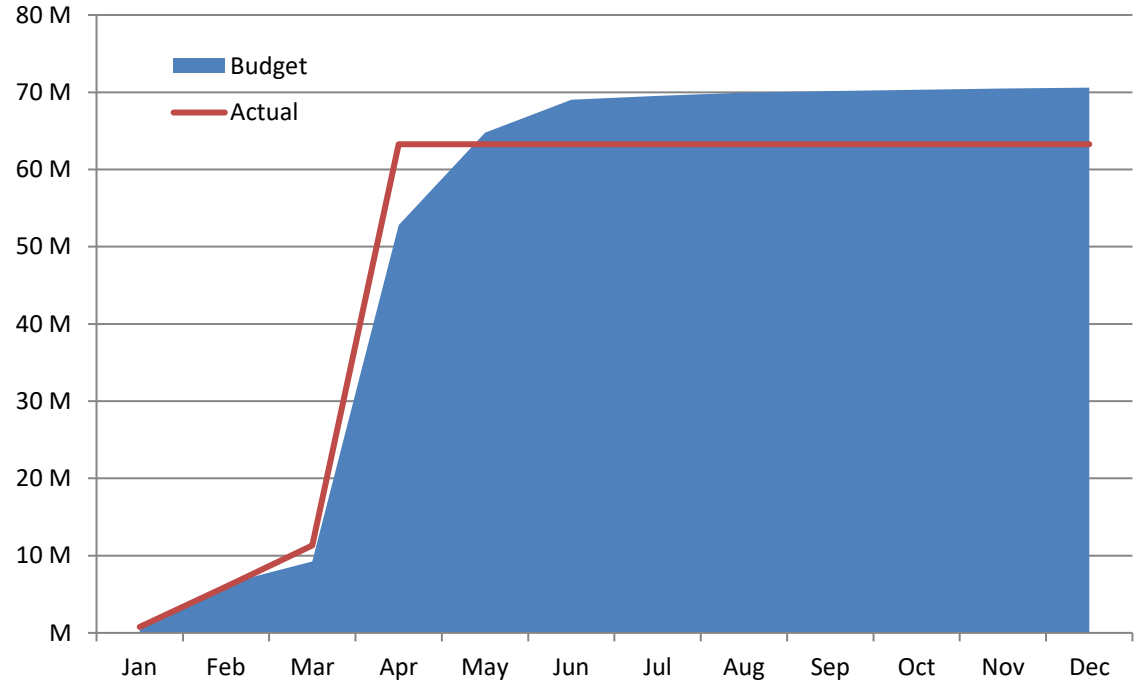


High Plains Library District
Net Income (Loss) Actual vs Budget
For the Period Ended April 30, 2024
33.3% of budget year elapsed

Revenues	Year To Date Actual	Annual Budget	Variance	% of Actual to Annual Budget
Taxes	61,712,955	70,379,989	(8,667,034)	87.69%
Earnings on investments	1,453,920	100,000	1,353,920	1453.92%
Fines & fees	13,747	25,000	(11,253)	54.99%
Grant	77,801	77,801	-	100.00%
Other	5,724	8,000	(2,276)	71.55%
Total	63,264,147	70,590,790	(7,326,643)	89.62%



Accumulated Revenues



**High Plains Library District
 Net Income (Loss) Actual vs Budget
 For the Period Ended April 30, 2024
 33.3% of budget year elapsed**

Expenditures	Year To Date Actual	Annual Budget	Variance	% of Actual to Annual Budget
S & W / Benefits	4,397,589	17,807,972	13,410,383	24.69%
Operations	3,571,027	9,258,525	5,687,498	38.57%
Capital outlay	1,296,813	17,989,510	16,692,697	7.21%
Debt service	-	-	-	
Member tax distribution	12,996,383	14,536,465	1,540,082	89.41%
Total	22,261,812	59,592,472	37,330,660	37.36%

