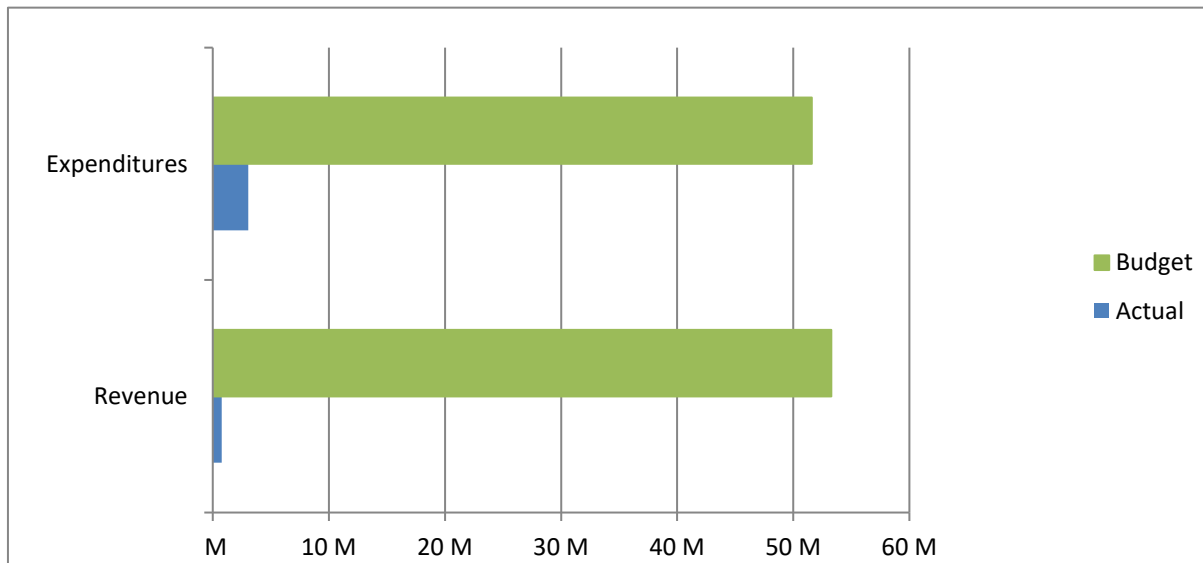


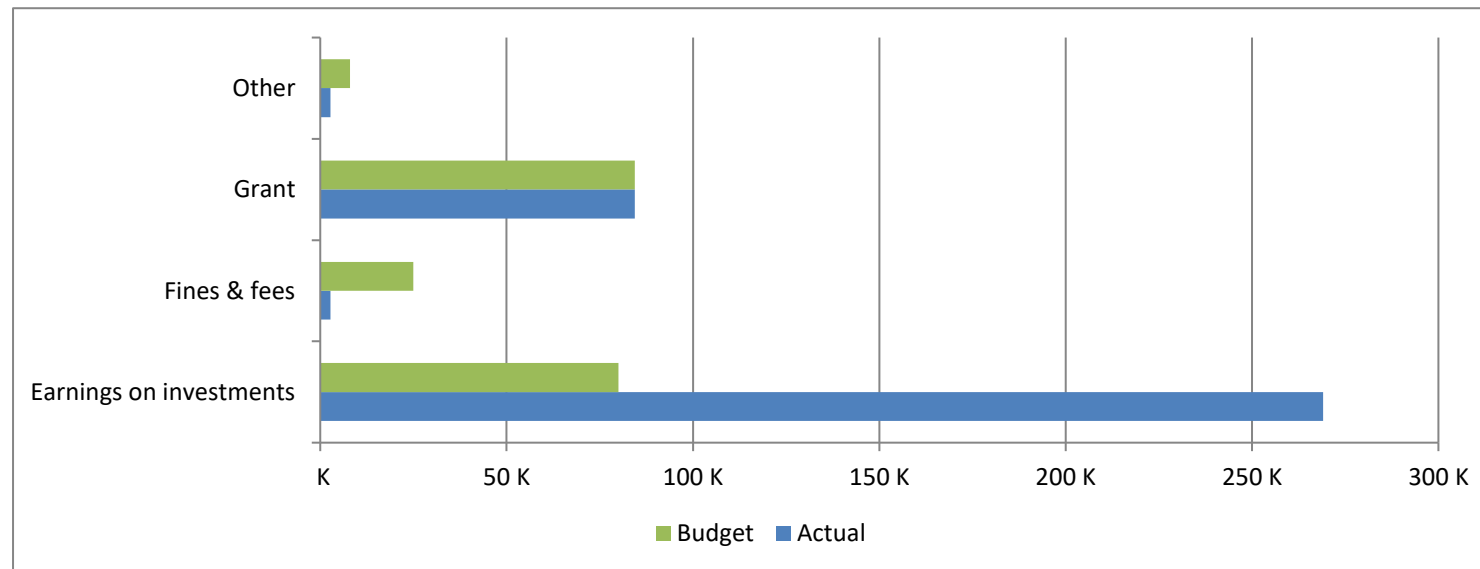
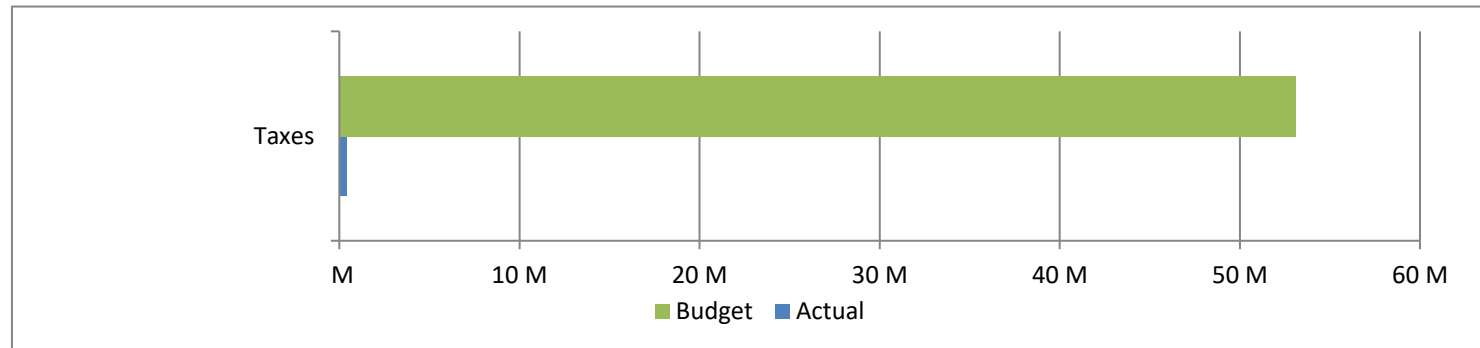
High Plains Library District
Net Income (Loss) Actual vs Budget
For the Period Ended January 31, 2023
8.3% of budget year elapsed

Income (Loss)	Year To Date Actual	Annual Budget	Variance	% of Actual to Annual Budget
Revenue	771,872	53,276,163	(52,504,291)	1.45%
Expenditures	3,052,927	51,599,533	48,546,606	5.92%
Total	<u>(2,281,055)</u>	<u>1,676,630</u>	<u>(3,957,685)</u>	

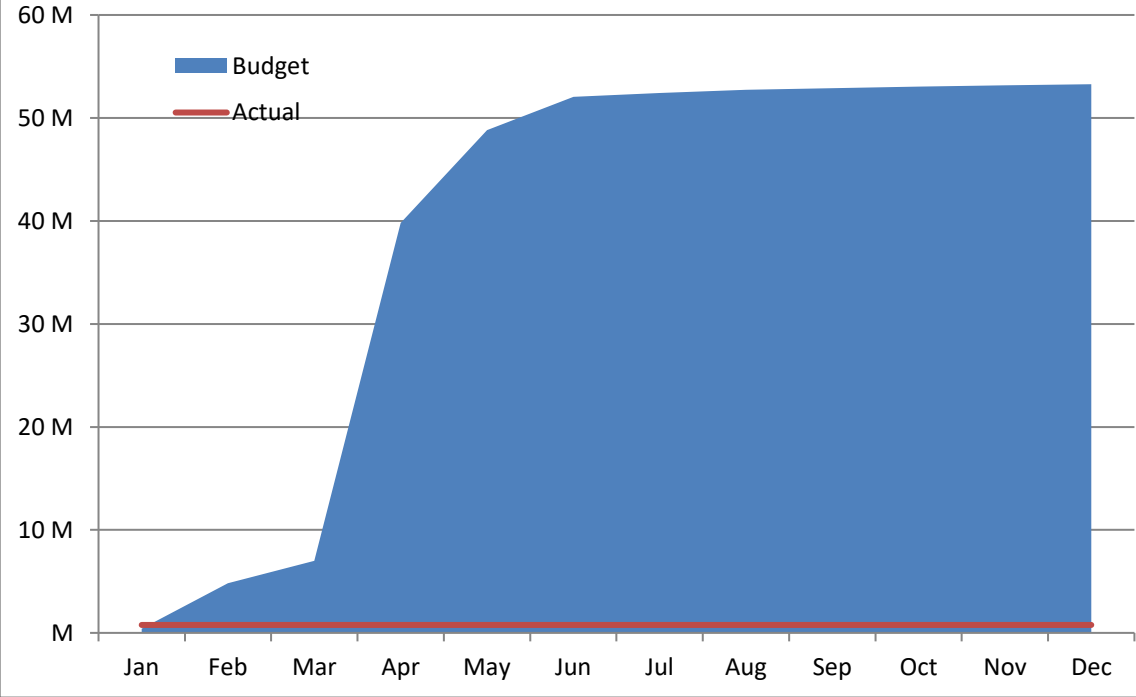


High Plains Library District
Net Income (Loss) Actual vs Budget
For the Period Ended January 31, 2023
8.3% of budget year elapsed

Revenues	Year To Date Actual	Annual Budget	Variance	% of Actual to Annual Budget
Taxes	413,016	53,078,812	(52,665,796)	0.78%
Earnings on investments	269,028	80,000	189,028	336.29%
Fines & fees	2,736	25,000	(22,264)	10.94%
Grant	84,351	84,351	-	100.00%
Other	2,741	8,000	(5,259)	34.26%
Total	771,872	53,276,163	(52,504,291)	1.45%



Accumulated Revenues



High Plains Library District
Net Income (Loss) Actual vs Budget
For the Period Ended January 31, 2023
8.3% of budget year elapsed

Expenditures	Year To Date Actual	Annual Budget	Variance	% of Actual to Annual Budget
S & W / Benefits	1,052,412	15,865,067	14,812,655	6.63%
Operations	707,205	7,729,706	7,022,501	9.15%
Capital outlay	1,246,776	16,453,312	15,206,536	7.58%
Debt service	-	-	-	
Member tax distribution	46,534	11,551,448	11,504,914	0.40%
Total	3,052,927	51,599,533	48,546,606	5.92%

